Towbar

6179

BMW

- **1-serie HB 5drs (F20)** 2011->
- **1-serie HB 3drs (F21)** 2011->
- **2-serie Coupé (F22)** 2015->
- **2-serie Active Tourer (F45)** 2015->
- **2-serie Gran Tourer (F46)** 2014->
- **3-serie Sedan (F30)** 2012->
- **3-serie Tourer (F31)** 2012->
- **4-serie Coupé (F32)** 2013->
- **4-serie Cabriolet (F33)** 2014->
- **4-serie Gran Coupé (F36)** 2014->
- **X1 (F48)** 2016->











NL Montagehandleiding
GB Fitting instructions
D Montageanleitung
F Instructions de montage
S Monteringsanvisningar
DK Montagevejledning
E Instrucciones de montaje
I Istruzioni per il montaggio
PL Instrukcja montażu
SF Asennusohjeet
CZ Pokyny k montáži
H Szerelési útmutató
RUS Руководство для монтажа

BRINK

Your perfect fit
brink.eu

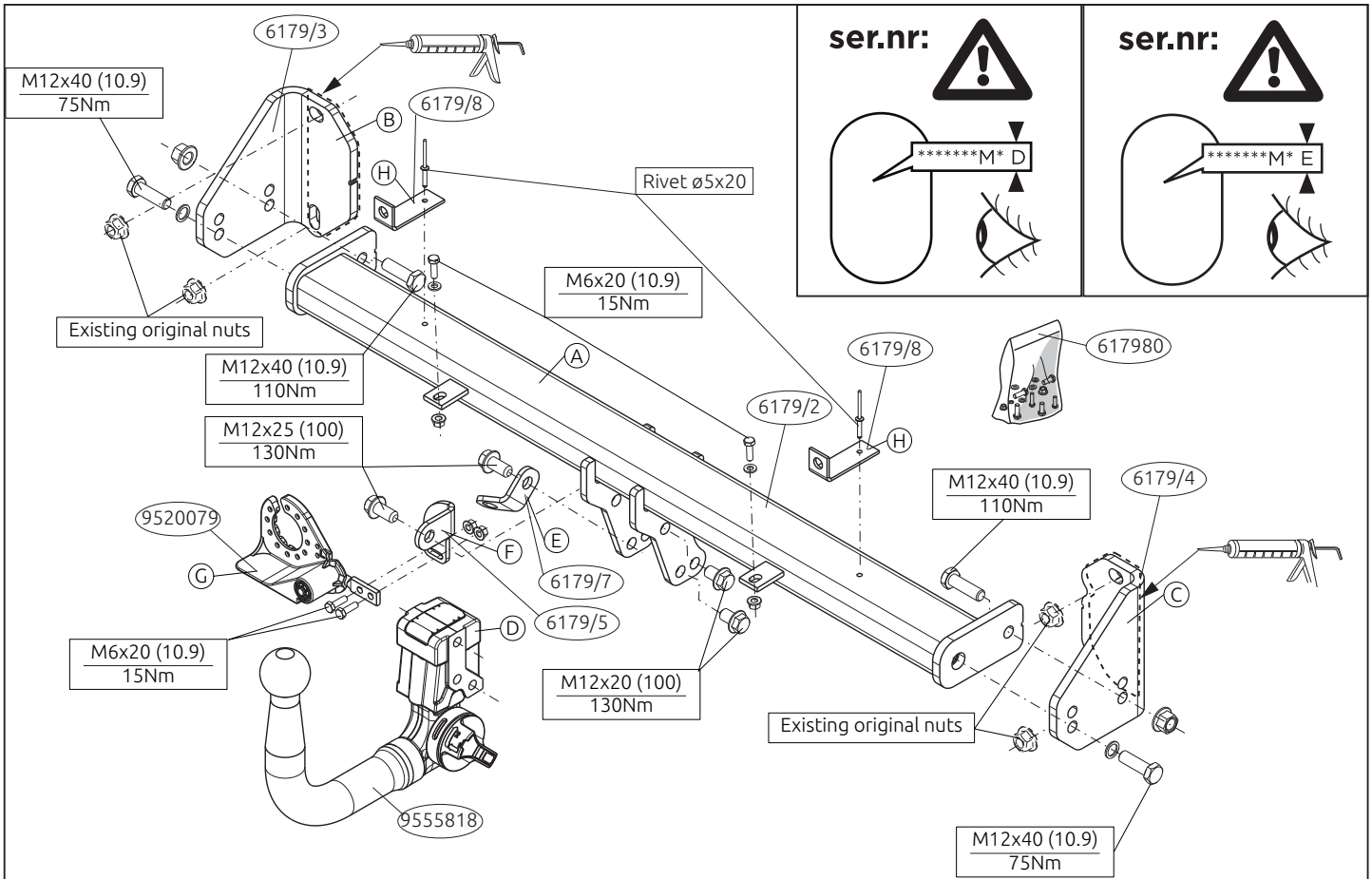

617970/26-10-2018/2

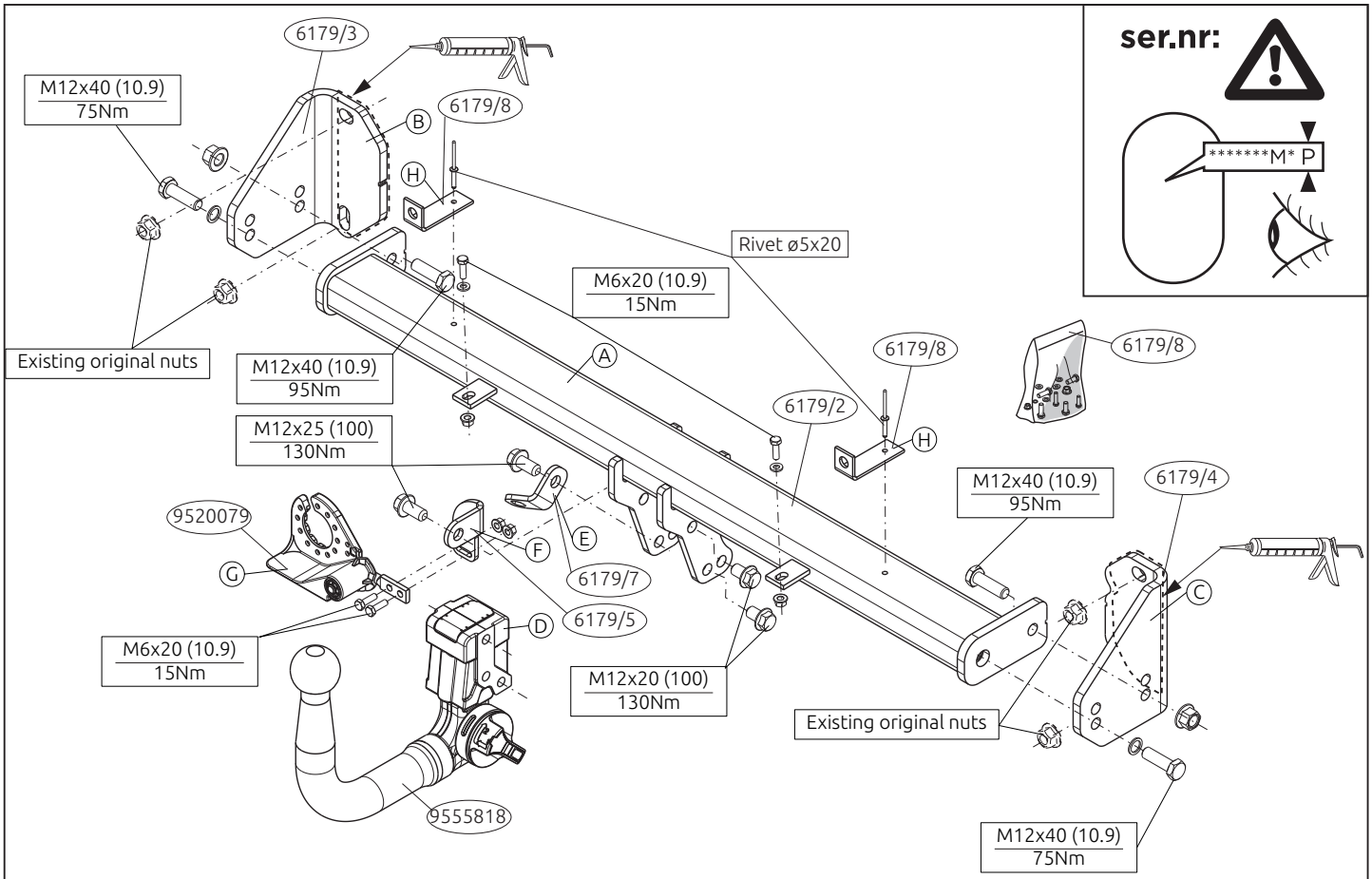

617970/26-10-2018/3

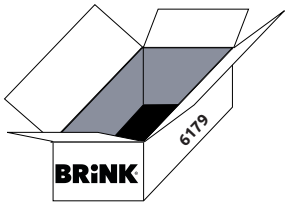

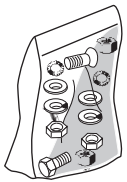

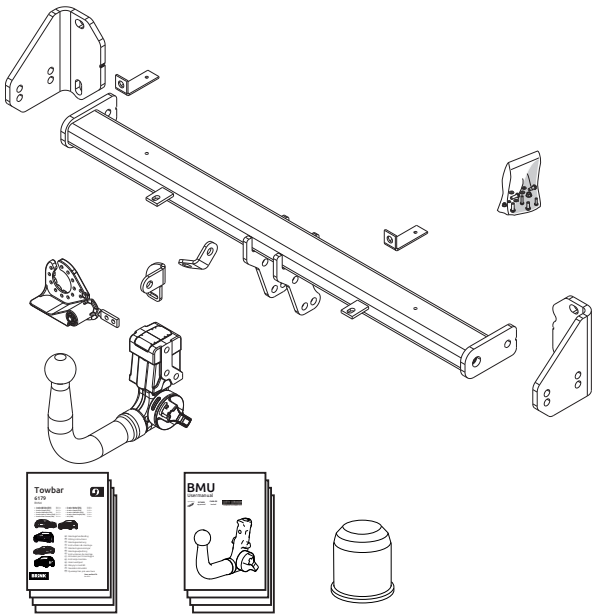



(4x) M6x20 (10.9)



(4x) M12x40 (10.9)



(2x) M12x20 (100)



(2x) M12x25 (100)



(2x) M6



(2x) M12



(4x) M6



(2x) M12



(2x) ø5x20

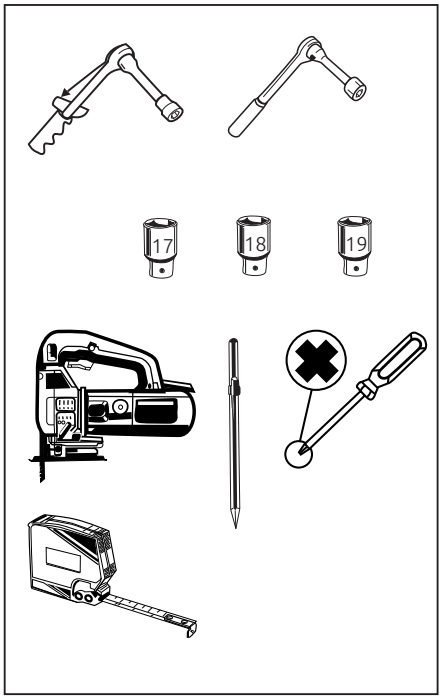

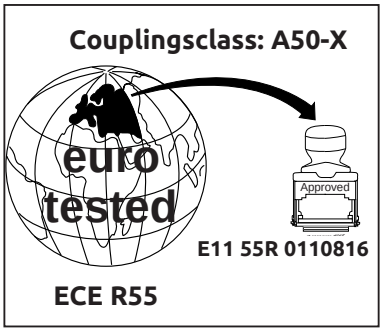

D-Value : 10,45 kN

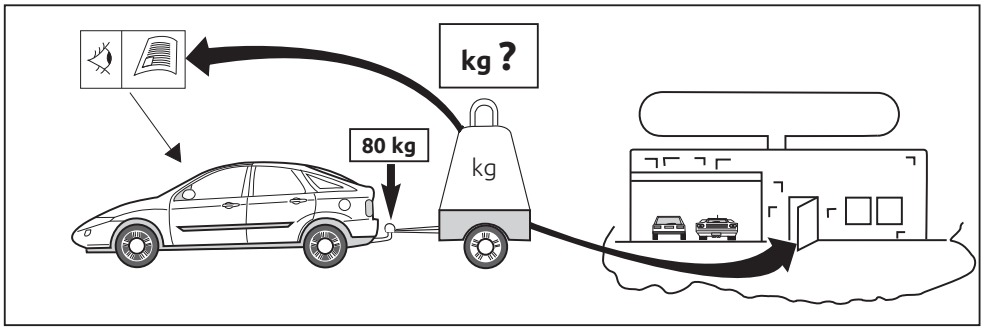

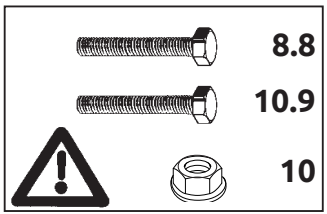





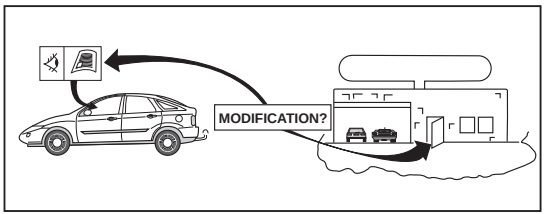

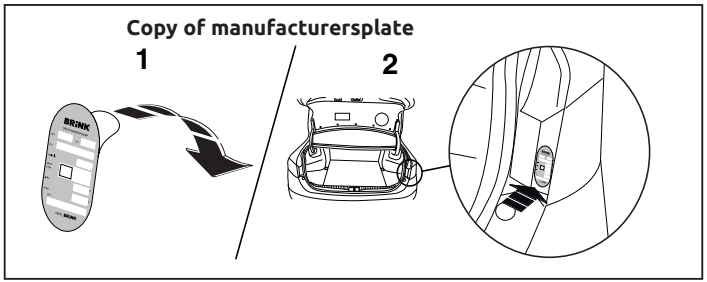
Copy of manufacturersplate
1
2
BRINK


0km
1000km



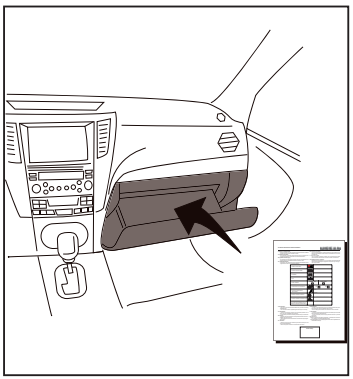

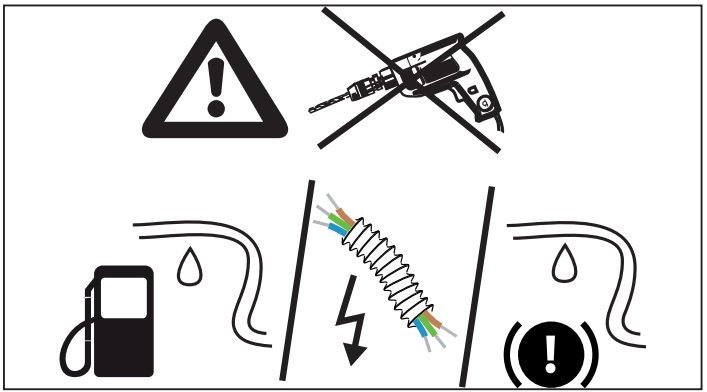



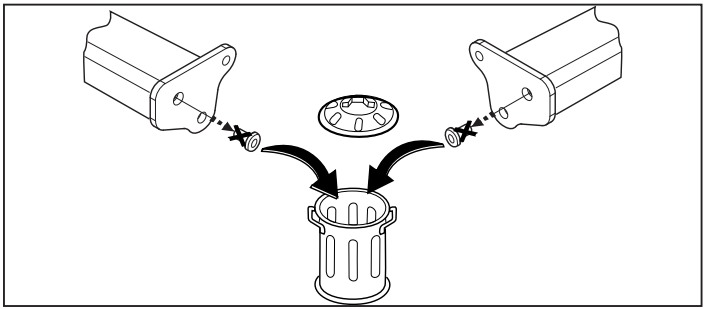

NL

* Brink Towing Systems B.V. is niet aansprakelijk voor de schade die het direct of indirect gevolg is van onjuiste montage, daaronder begrepen gebruik van niet-geschikte gereedschappen en het gebruik van andere dan de voorgeschreven montagewijze en middelen, dan wel onjuiste interpretatie van dit onderhavig montagevoorschrift.

GB

NOTE:

*** Should this installation process entail the cutting of the bumper – conformation MUST be obtained by the installation engineer of the customer's acceptance prior to completion. Brink Towing Systems B.V. do not accept responsibility for any matters arising as a result of this miscommunication.**

All measurements are in mm!

* Brink Towing Systems B.V. is not liable for damage caused directly or indirectly by incorrect assembly, including the use of unsuitable tools, the use of other assembly methods and means than the ones outlined, and the incorrect interpretation of these assembly instructions.

D

HINWEISE:

* Die für das Fahrzeug zugelassene Anhängelast ist den Fahrzeug Unterlagen zu entnehmen. Bei Änderungen des Fahrzeuggewichtes muß die höchstzulässige Anhängelast gegebenenfalls aus dem D-Wert nachgerechnet werden. Auskunft hierüber kann Ihr Fachhändler oder der TÜV geben.
* Elektrische Anlage gemäß StVZO anbringen.
* Brink Towing Systems B.V. haftet nicht für Schäden, die als direkte oder indirekte Folge einer nicht ordnungsgemäßen Montage auftreten, darunter fallen auch die Benutzung von ungeeigneten Werkzeugen, andere als die vorgeschriebenen Montageverfahren und Montagemittel sowie eine fehlerhafte Interpretation der betreffenden Montageanweisung.

F

* Brink Towing Systems B.V. décline toute responsabilité pour les dommages qui pourraient directement ou indirectement résulter d'un montage incorrect, y compris l'utilisation d'outils inappropriés et l'utilisation d'un mode d'emploi et de moyens autres que ceux prescrits, ou bien résulter d'une interprétation inexacte des présentes instructions de montage.

S

* Brink Towing Systems B.V. är inte ansvariga för skada som orsakats direkt eller indirekt av felaktig montering, inklusive användning av olämpliga verktyg, andra monteringsmetoder och processer än de som beskrivs, samt felaktig tolkning av dessa monteringsinstruktioner.

DK

* Brink Towing Systems B.V. er ikke ansvarlig for skade der direkte eller indirekte er forårsaget af forkert montage, herunder også iberegnet brug af forkert værktøj og anvendelse af anden montagemetode og andre montagemidler end de foreskrevne samt fejltolkning af den medfølgende montagevejledning.

E

* Brink Towing Systems B.V. no se responsabiliza por daños causados, directa o indirectamente, por un montaje incorrecto, incluyendo el uso de herramientas inadecuadas, por el uso de métodos de montaje y medios distintos a los indicados y por la interpretación incorrecta de estas instrucciones de montaje.

I

* Brink Towing Systems B.V. non può essere ritenuta responsabile per eventuali danni direttamente o indirettamente dovuti ad un errato montaggio, intendendo con ciò anche l'uso di attrezzi non idonei e l'uso di metodi e mezzi di montaggio diversi da quelli prescritti, nonché all'errata interpretazione delle seguenti istruzioni di montaggio.

PL

* Brink Towing Systems B.V. nie ponosi odpowiedzialności za straty poniesione pośrednio lub bezpośrednio na skutek niewłaściwego montażu, w tym użycia niewłaściwych narzędzi i sposobów montażu niezgodnych z instrukcją, oraz niezastosowanie się do treści instrukcji.

SF

* Brink Towing Systems B.V. ei ole vastuussa vioittumisesta, joka on suoraan tai epäsuoraan aiheutunut väärästä asennuksesta samoin kuin sopimattomien työkalujen käytöstä, muiden kuin ohjeissa mainittujen asennusmenetelmien tai välineiden käytöstä sekä kyseisten asennusohjeiden väärintulkinnasta.

CZ

* Společnost Brink Towing Systems B.V. neodpovídá za přímé ani nepřímé škody způsobené nesprávnou montáží, včetně použití nevhodných nástrojů, použití jiných metod montáže a prostředků než uvedených a nesprávným pochopením těchto pokynů k montáži.

H

* A Brink Towing Systems B.V. nem vállal felelősséget a nem megfelelő szerelésből közvetlen vagy közvetett módon következő károkért. Ez vonatkozik a nem megfelelő szerszámok használatára, a leírtaktól eltérő módszerek és eszközök alkalmazására, valamint a szerelési útmutató téves értelmezésére.

RUS

* Фирма Brink Towing Systems B.V. не отвечает за ущерб, являющийся прямым или косвенным следствием неправильного монтажа, в том числе использования неподходящих инструментов и применения иного способа монтажа или других средств, чем предписано в инструкции, либо неправильного истолкования настоящей инструкции по монтажу.

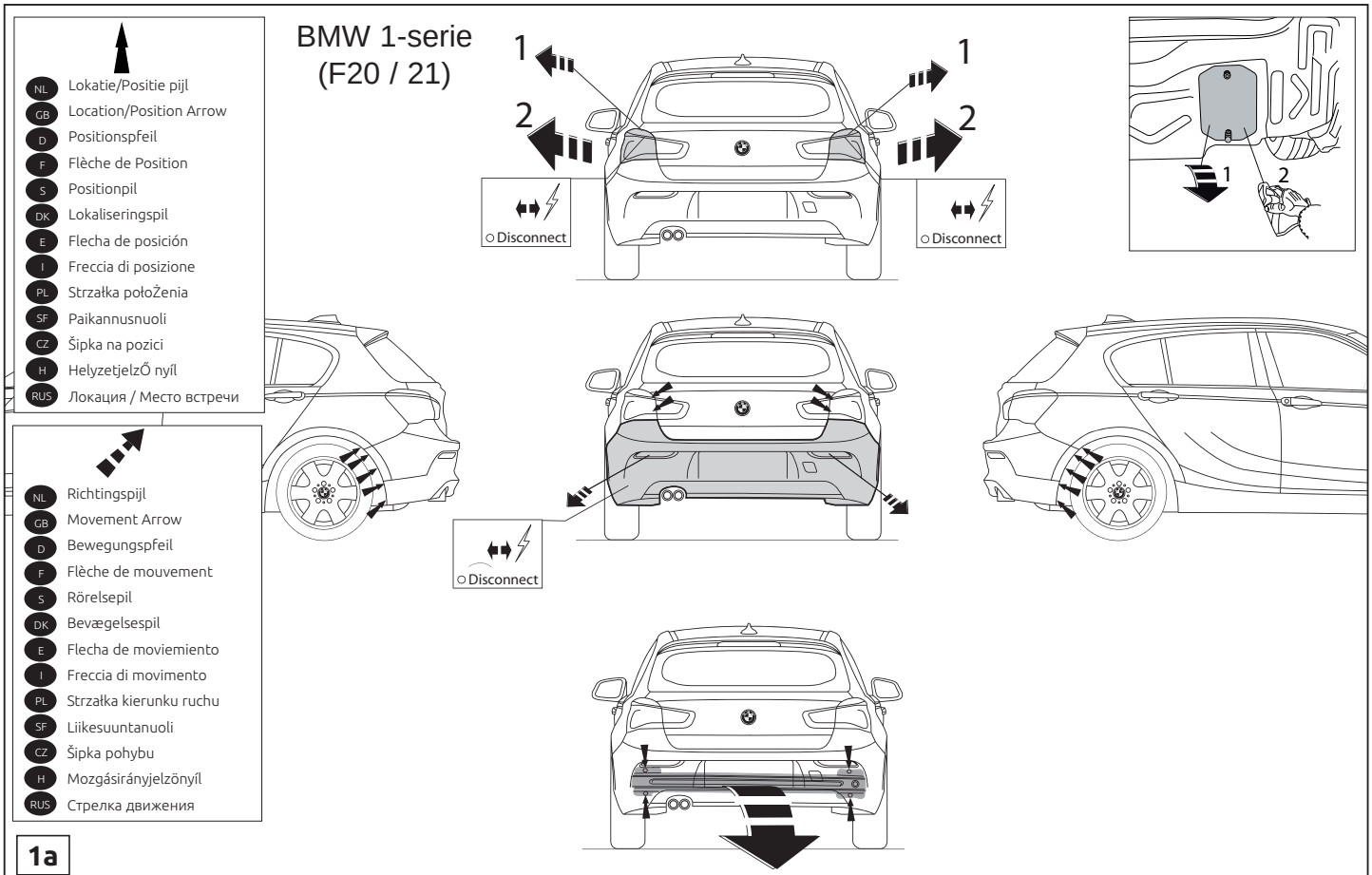
BMW 1-serie
(F20 / 21)
NL Lokatie/Positie pijl
GB Location/Position Arrow
D Positionspfeil
F Flèche de Position
S Positionpil
DK Lokaliseringspil
E Flecha de posición
I Freccia di posizione
PL Strzałka położenia
SF Paikannusnuoli
CZ Šipka na pozici
H HelyzetjelzŐ nyíl
RUS Локация / Место встречи
NL Richtingspijl
GB Movement Arrow
D Bewegungspfeil
F Flèche de mouvement
S Rörelsepil
DK Bevægelsespil
E Flecha de moviemiento
I Freccia di movimento
PL Strzałka kierunku ruchu
SF Liikesuuntanuoli
CZ Šipka pohybu
H Mozgásirányjelzönyíl
RUS Стрелка движения
1a
1
2
Disconnect
1
2
Disconnect
1
2
Disconnect

BMW 2-serie (F22)







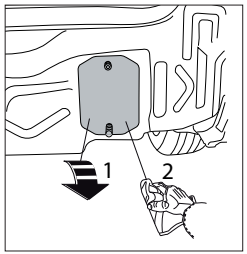



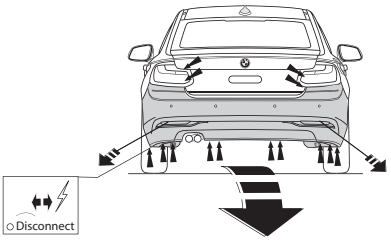



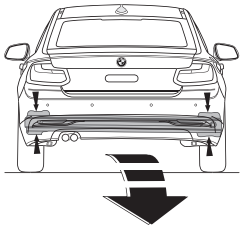

1b

BMW 3-serie + 4-serie
(F30 / 31 / 32 / 33 / 36)



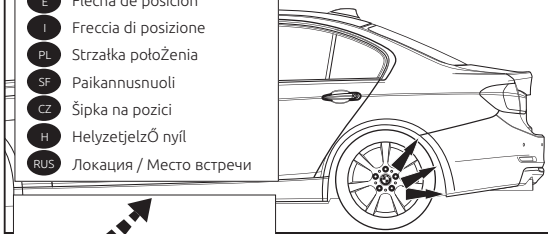







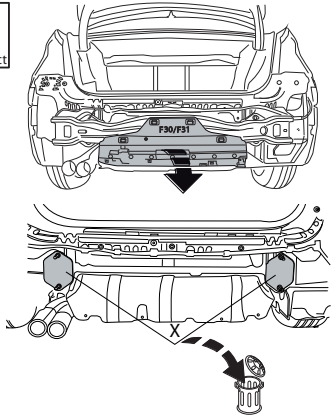

- NL Lokatie/Positie pijl
- GB Location/Position Arrow
- D Positionspfeil
- F Flèche de Position
- S Positionpil
- DK Lokaliseringspil
- E Flecha de posición
- I Freccia di posizione
- PL Strzałka położenia
- SF Paikannusnuoli
- CZ Šipka na pozici
- H Helyzetjelző nyíl
- RUS Локация / Место встречи

- NL Richtingspijl
- GB Movement Arrow
- D Bewegungspfeil
- F Flèche de mouvement
- S Rörelsepil
- DK Bevægelsespil
- E Flecha de moviemiento
- I Freccia di movimento
- PL Strzałka kierunku ruchu
- SF Liikesuuntanuoli
- CZ Šipka pohybu
- H Mozgásirányjelzönyíl
- RUS Стрелка движения

1c

BMW 2 Active Tourer
(F45)



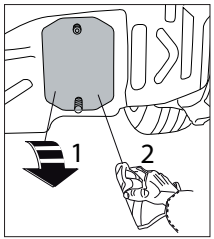

- NL Lokatie/Positie pijl
- GB Location/Position Arrow
- D Positionspfeil
- F Flèche de Position
- S Positionpil
- DK Lokaliseringspil
- E Flecha de posición
- I Freccia di posizione
- PL Strzałka położenia
- SF Paikannusnuoli
- CZ Šipka na pozici
- H HelyzetjelzŐ nyíl
- RUS Локация / Место встречи



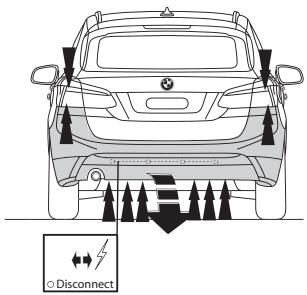



- NL Richtingspijl
- GB Movement Arrow
- D Bewegungspfeil
- F Flèche de mouvement
- S Rörelsepil
- DK Bevægelsespil
- E Flecha de moviemiento
- I Freccia di movimento
- PL Strzałka kierunku ruchu
- SF Liikesuuntanuoli
- CZ Šipka pohybu
- H Mozgásirányjelzönyíl
- RUS Стрелка движения



1d

BMW 2 Gran Tourer

(F46)

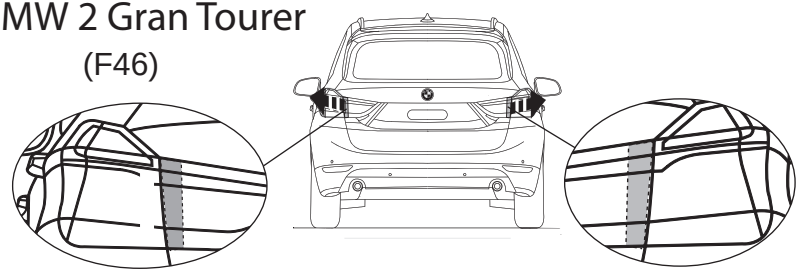

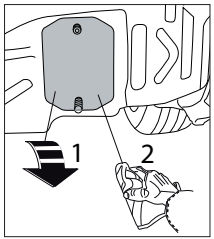

- NL Lokatie/Positie pijl
- GB Location/Position Arrow
- D Positionspfeil
- F Flèche de Position
- S Positionpil
- DK Lokaliseringspil
- E Flecha de posición
- I Freccia di posizione
- PL Strzałka położenia
- SF Paikannusnuoli
- CZ Šipka na pozici
- H HelyzetjelzŐ nyíl
- RUS Локация / Место встречи

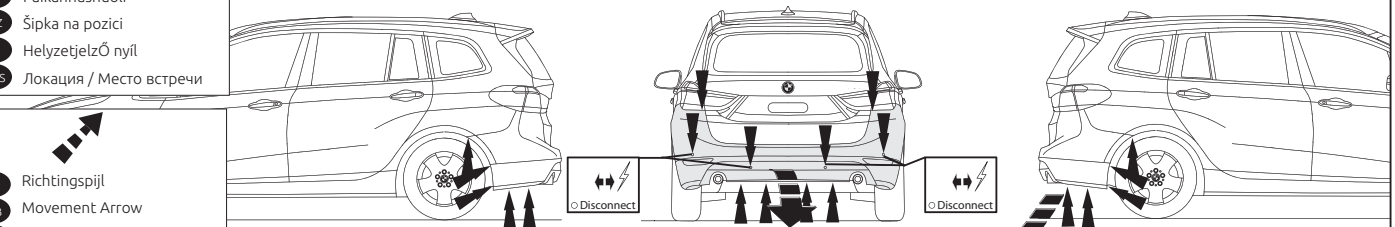

- NL Richtingspijl
- GB Movement Arrow
- D Bewegungspfeil
- F Flèche de mouvement
- S Rörelsepil
- DK Bevægelsespil
- E Flecha de moviemiento
- I Freccia di movimento
- PL Strzałka kierunku ruchu
- SF Liikesuuntanuoli
- CZ Šipka pohybu
- H Mozgásirányjelzönyíl
- RUS Стрелка движения

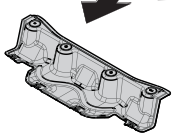

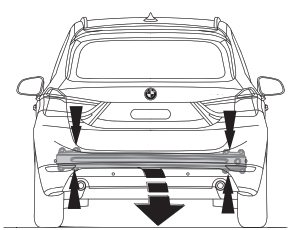

1e

BMW X1
(F48)

NL Lokatie/Positie pijl
GB Location/Position Arrow
D Positionspfeil
F Flèche de Position
S Positionpil
DK Lokaliseringspil
E Flecha de posición
I Freccia di posizione
PL Strzałka położenia
SF Paikannusnuoli
CZ Šipka na pozici
H HelyzetjelzŐ nyíl
RUS Локация / Место встречи

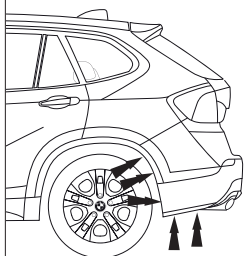





NL Lokatie/Positie pijl
GB Location/Position Arrow
D Positionspfeil
F Flèche de Position
S Positionpil
DK Lokaliseringspil
E Flecha de posición
I Freccia di posizione
PL Strza?ka po?o?enia
SF Paikannusnuoli
CZ ?ipka na pozici
H HelyzetjelzŐ nyíl
RUS Локация / Место встречи

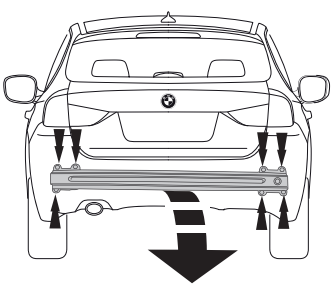

For replace

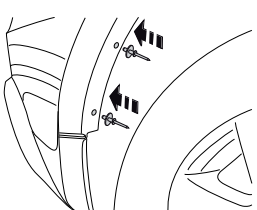

1f

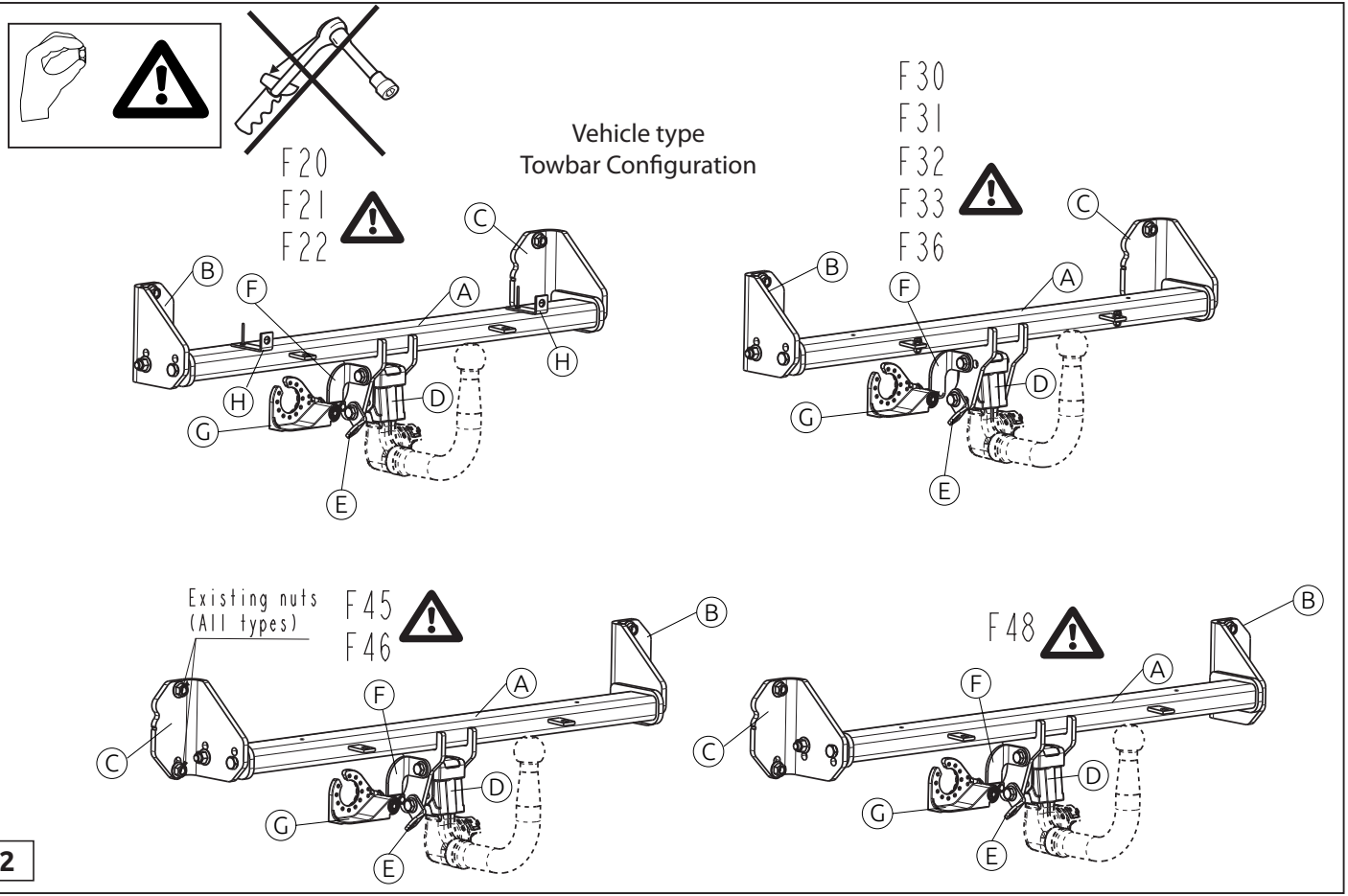
Vehicle type
Towbar Configuration
F20
F21
F22
F30
F31
F32
F33
F36
Existing nuts
(All types)
F45
F46
F48
A
B
C
D
E
F
G
H
2

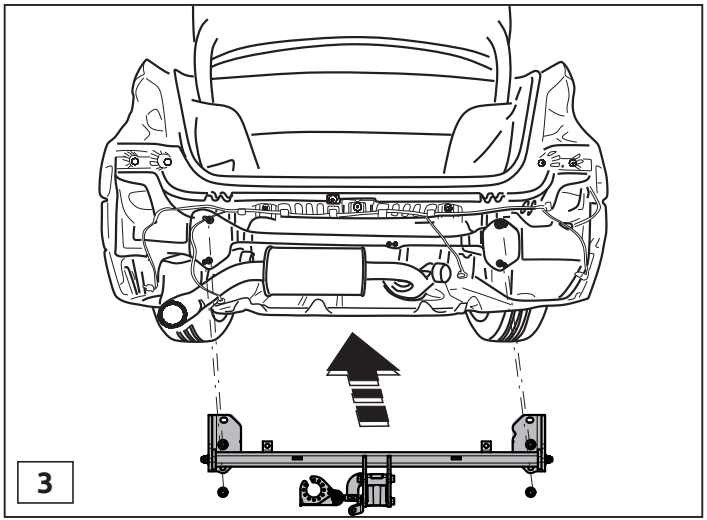
3

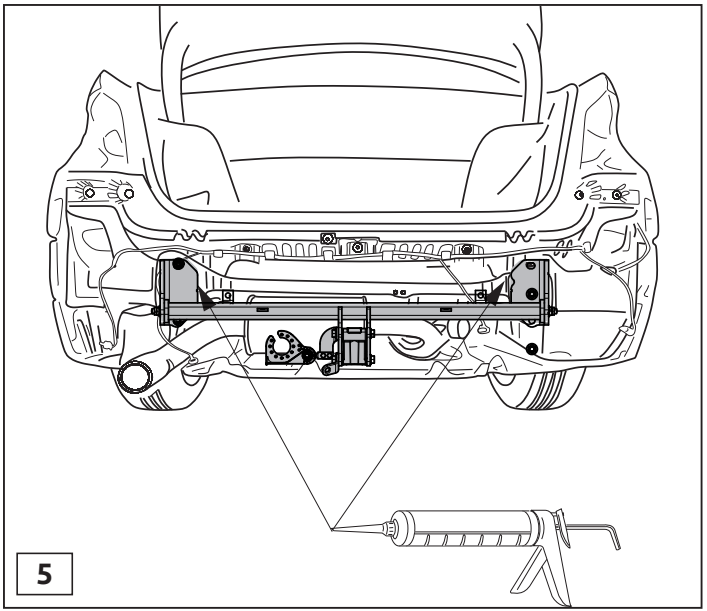
5

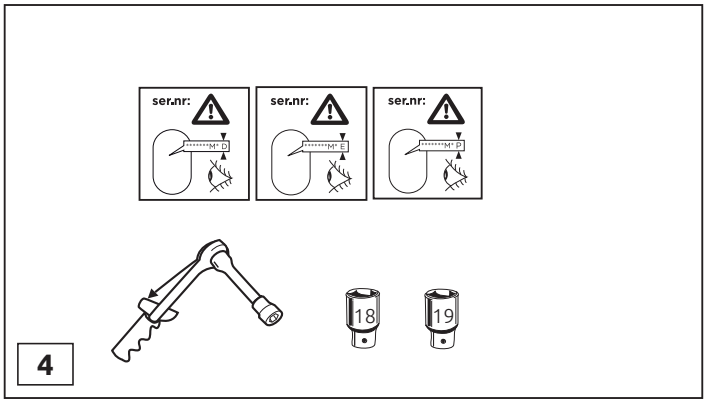
ser.nr:
ser.nr:
ser.nr:
18
19
4

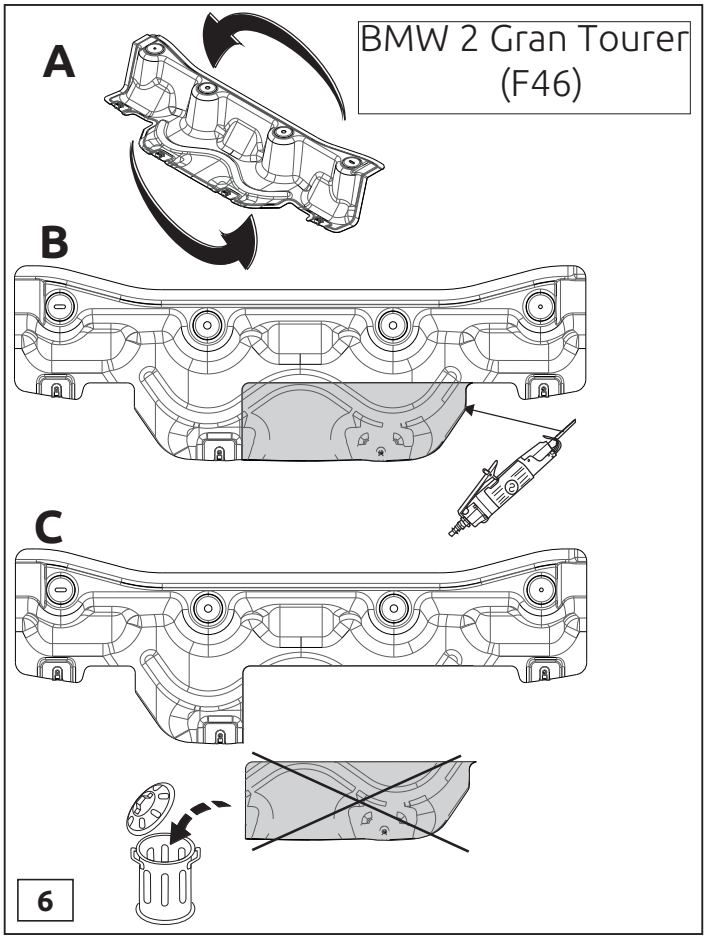
A
BMW 2 Gran Tourer
(F46)
B
C
6

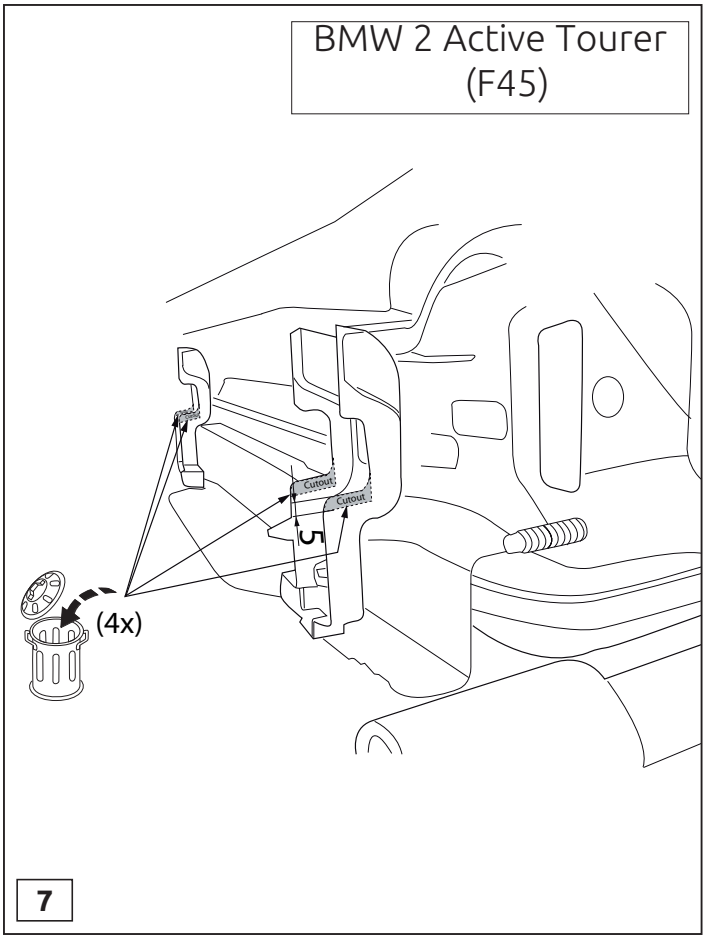
BMW 2 Active Tourer
(F45)
Cutout
Cutout
5
(4x)
7

BMW 3 / 4-serie
(F30 / F31 / F32 /
F33 / F36)

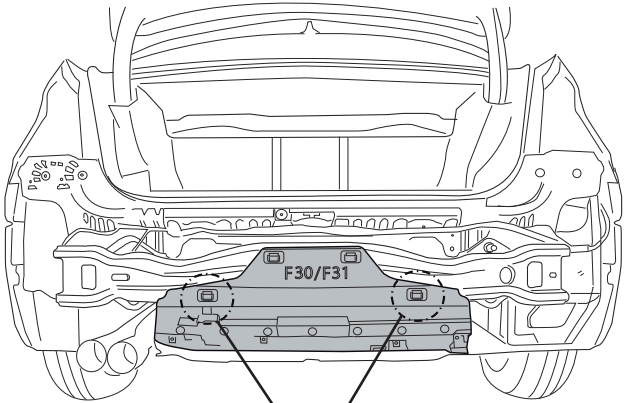

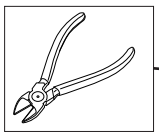

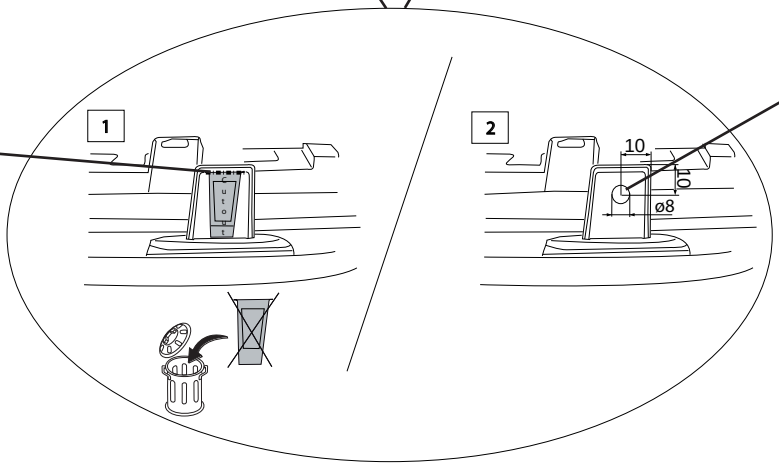

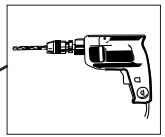

8

BMW 3-serie
(F31)

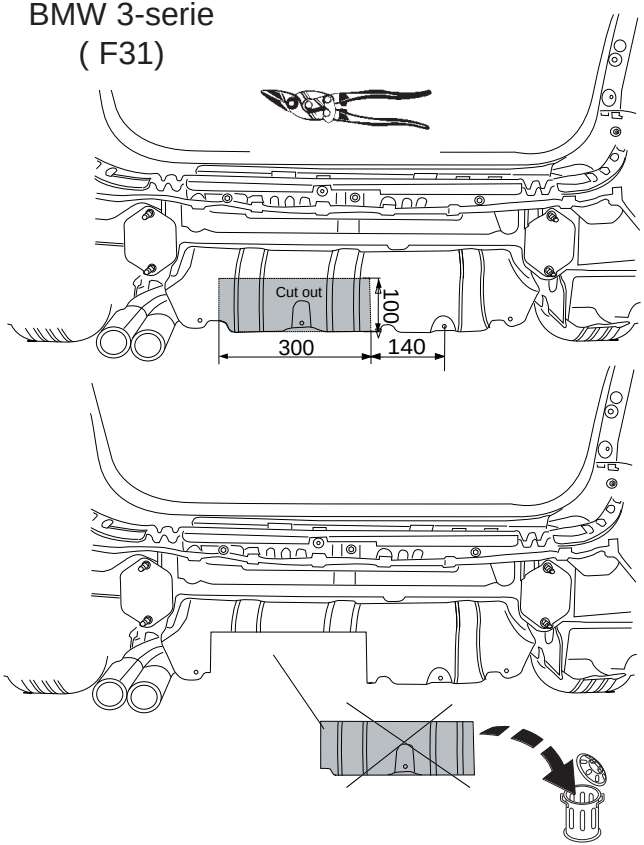

9

BMW 3 / 4-serie
(F30 / F31) / (32
F33 / F36)

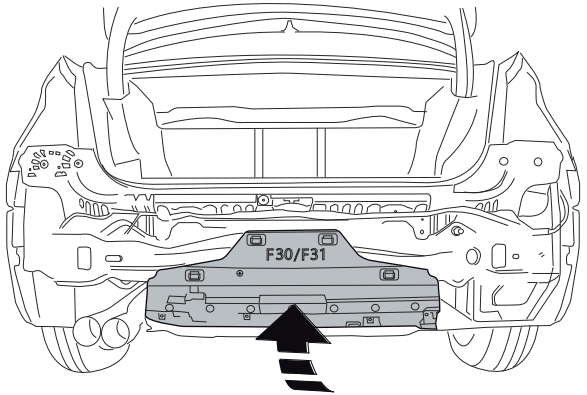

10

BMW 3 -serie
(F30)

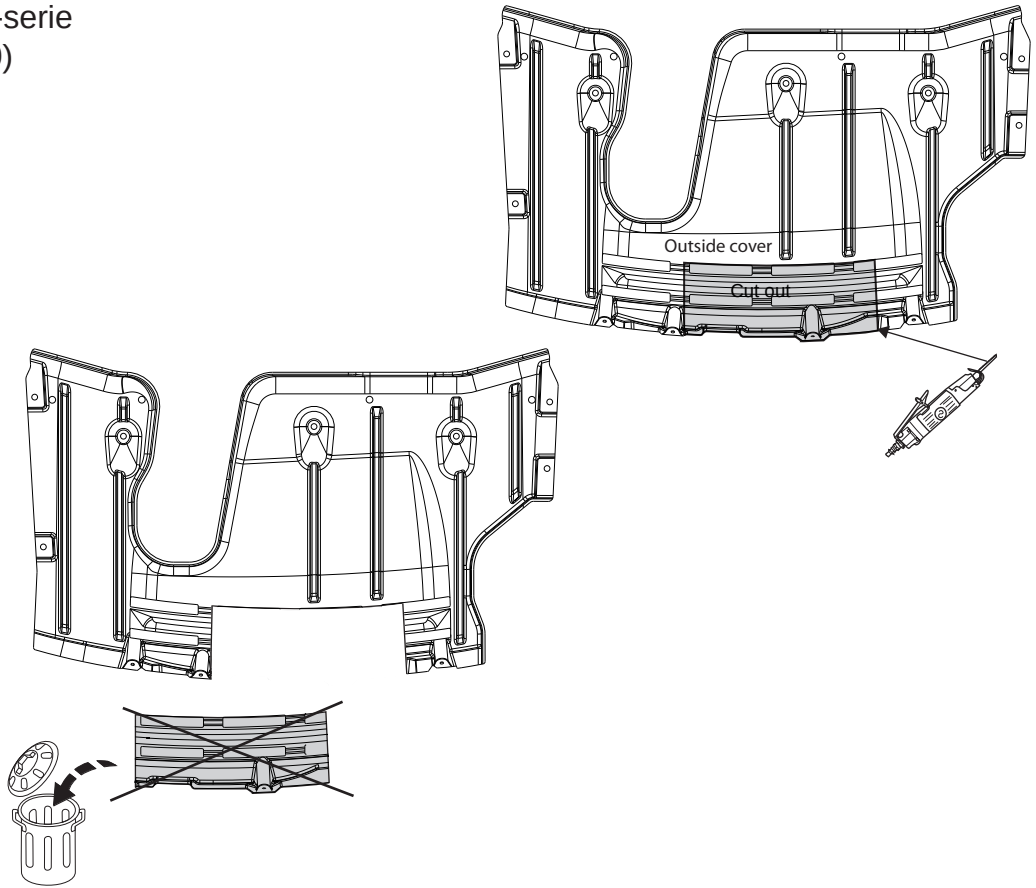

11

© 617970/06-07-2016/20

BMW X1
(F48)

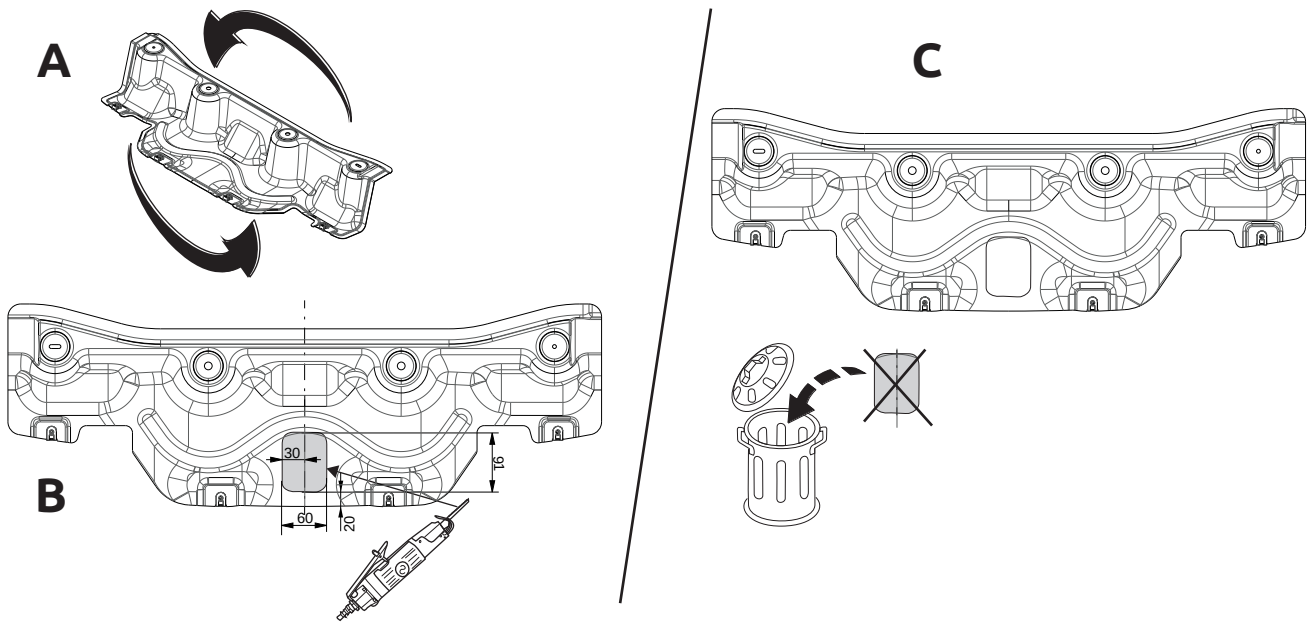

12

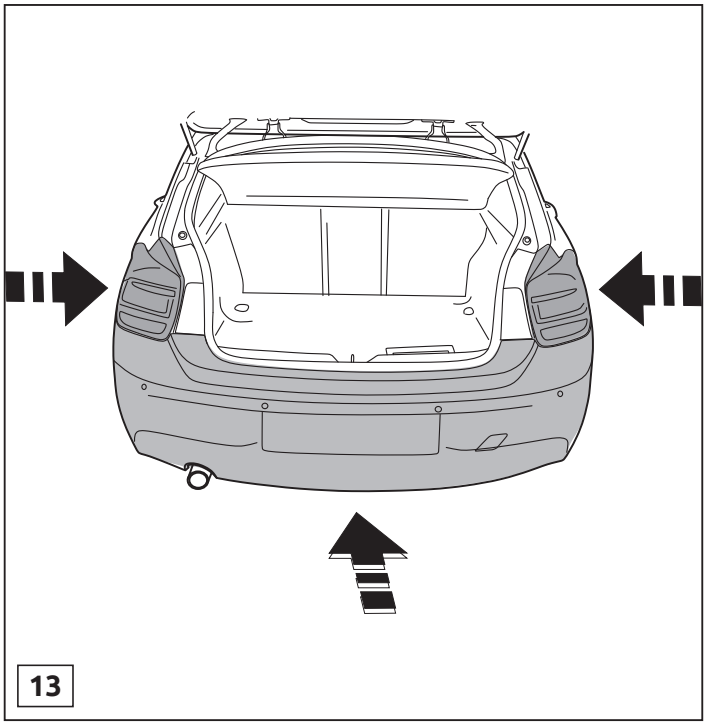
13

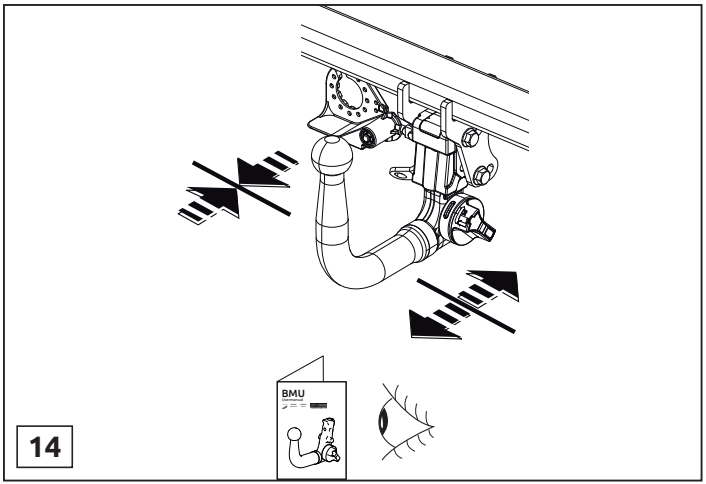
BMU
14

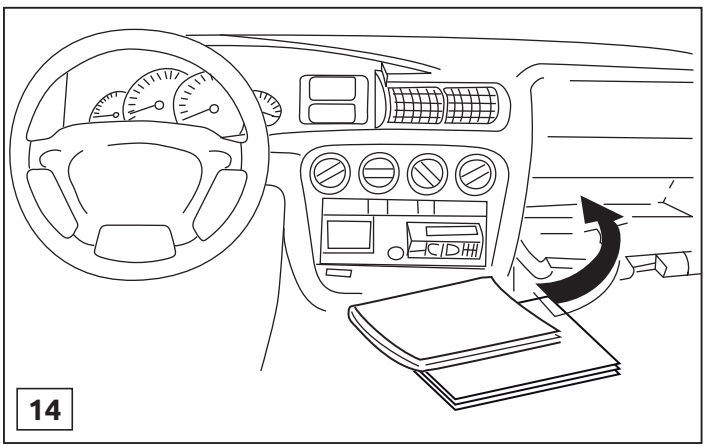
14



Dispositivo di traino tipo: 6179

Per autoveicoli: **BMW 1-serie HB 5drs** 2011->; **1-serie HB 3drs** 2011->**; 2-serie Coupé** 2015->; **2-serie Active Tourer** 2015->; **2-serie Gran Tourer** 2014->; **3-serie Sedan** 2012->; **3-serie Tourer** 2012->**; 4-serie Coupé** 2013->; **4-serie Cabriolet** 2014->; **4-serie Gran Coupé** 2014->; **X1** 2016->

Tipo funzionale: **(F20); (F21); (F22); (F45); (F46); (F30); (F31); (F32); (F33); (F36); (F48)**

Classe e tipo di attacco: A50-X

Omologazione: E11 55R 0110816

Valore D: 10,45 kN

Carico Verticale max. S: 80 kg

Larghezza rimorchiabile per Caravan e T.A.T.S.: 2,45m vedere CARTA di CIRCOLAZIONE VEICOLO (motrice) + 70 cm = ..arrotondare ai 5 cm superiore (vedi D.M.28/05/85)

Massa rimorchiabile: vedi carta di circolazione dell' autoveicolo

Per verificare l'idoneità del dispositivo di traino omologato a norma UN ECE R55, all'installazione sulla vettura su cui si intende procedere al montaggio, compilare la seguente formula (se necessario declassare la massa rimorchiabile):

$$D = \frac{T \times C}{T + C} \times 0{,}00981 \leq 10{,}45 \text{ kN}$$

dove: T= Massa Complessiva Max. della motrice (in kg)
C= Massa Rimorchiabile Max. della motrice (in kg)

DA COMPILARE PER IL COLLAUDO

DICHIARAZIONE DI CORRETTO MONTAGGIO: la sottoscritta Ditta dichiara di aver montato in maniera corretta ed in conformit/alle prescrizioni sia del costruttore del veicolo che del costruttore del dispositivo stesso il seguente dispositivo di attacco meccanico:

tipo:.....

Il dispositivo di attacco sopra indicato è stato installato su autoveicolo

modello:.....

targa:.....

Data:.....

TIMBRO e FIRMA

Si dichiara inoltre di aver informato l'utente del veicolo sull'USO e MANUTENZIONE del dispositivo stesso.