Fitting instructions	
Make:	Nissan
Qashqai (J11): 12/2013->	
Type:	5690
Art.no.:	5973

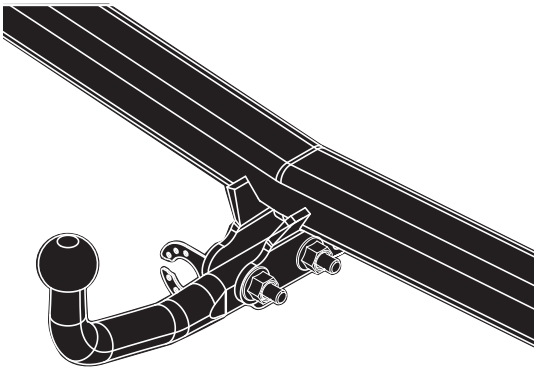

NL Montagehandleiding
GB Fitting instructions
D Montageanleitung
F Instructions de montage
S Monteringsanvisningar
DK Montagevejledning
E Instrucciones de montaje
I Istruzioni per il montaggio
PL Instrukcja montażu
SF Asennusohjeet
CZ Pokyny k montáži
H Szerelési útmutató
RUS Руководство для монтажа

BRINK

Your perfect fit
brink.eu

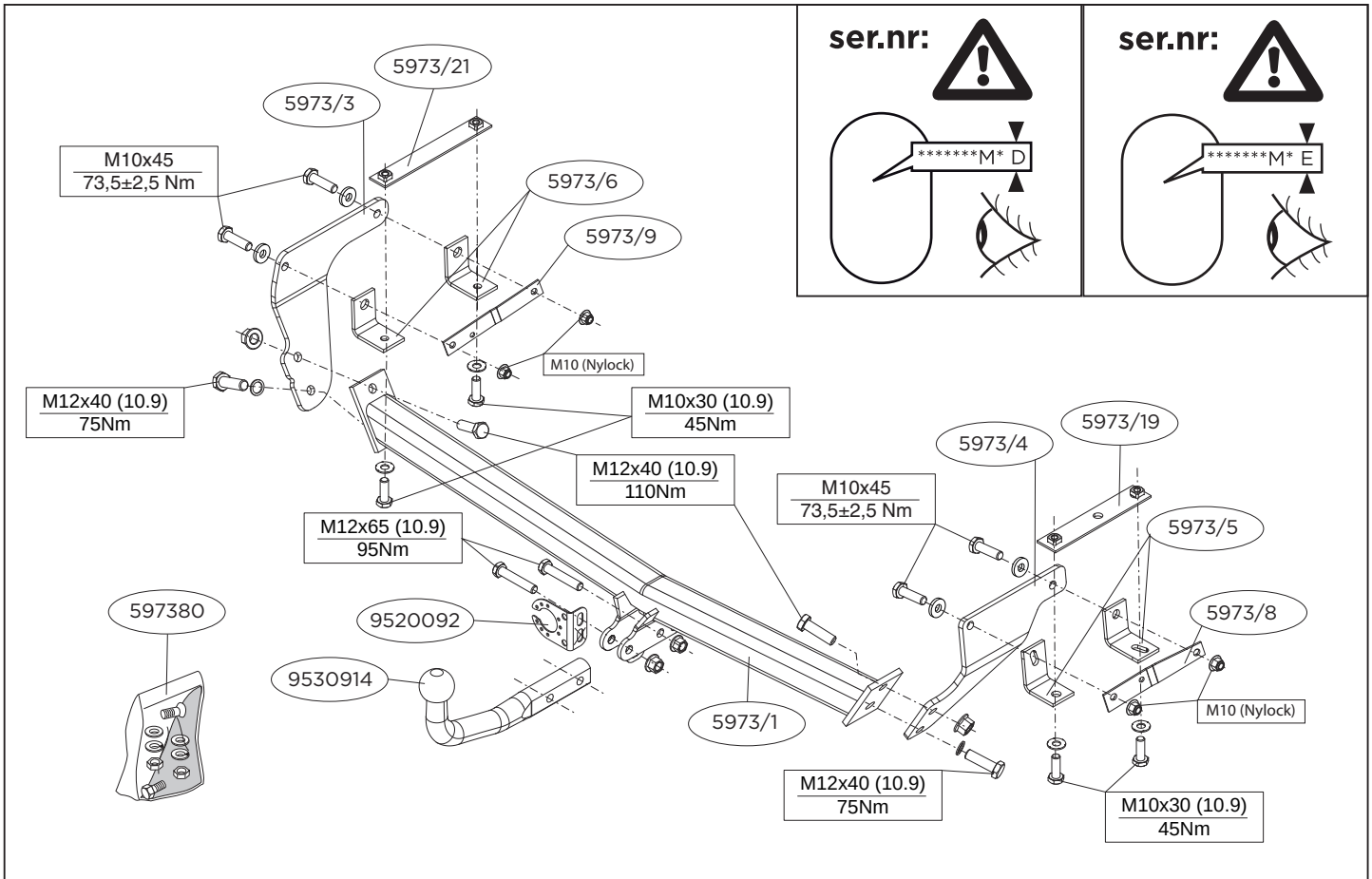

© 597370/18-11-2014/1

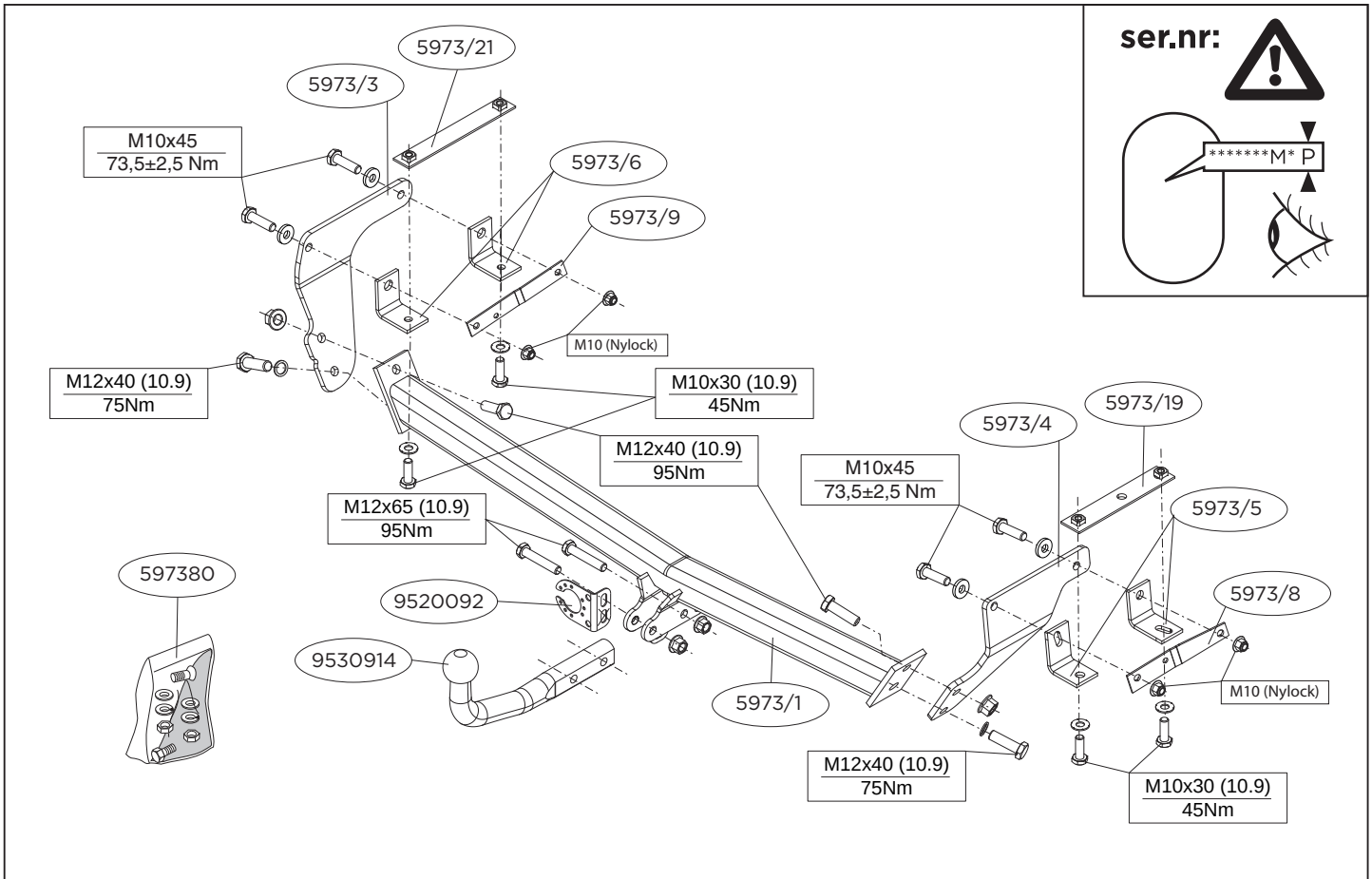

© 597370/18-11-2014/2

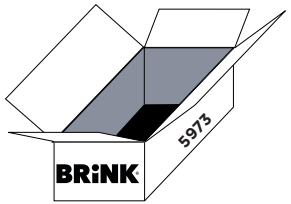

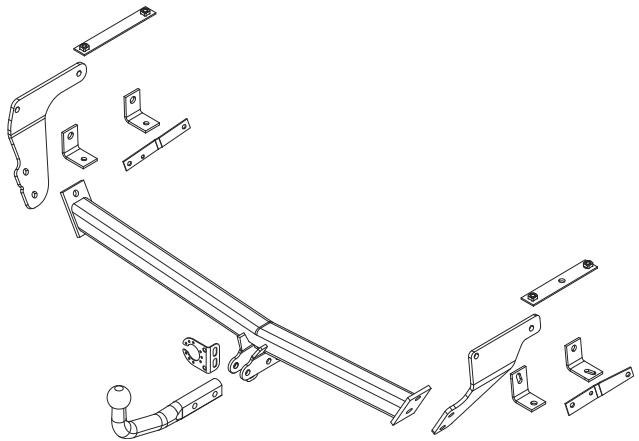







(2x) M12x65 (10.9)

(4x) M12x40 (10.9)

(4x) M10x30 (10.9)

(4x) M10x45 (10.9)

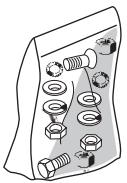



(4x) M10 (nylock)



(4x) M12



(2x) M12



(4x) M10



(4x) ø 25x10,5x4





© 597370/18-11-2014/3

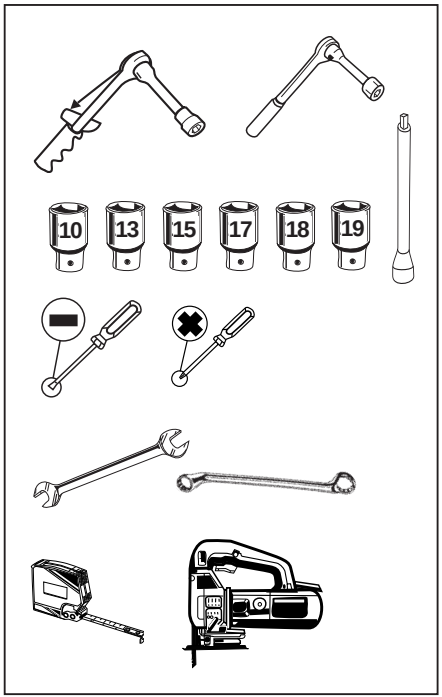

Couplingsclass: A50-X



E11 55R 019852

ECE R55

D-Value : 9,4 kN

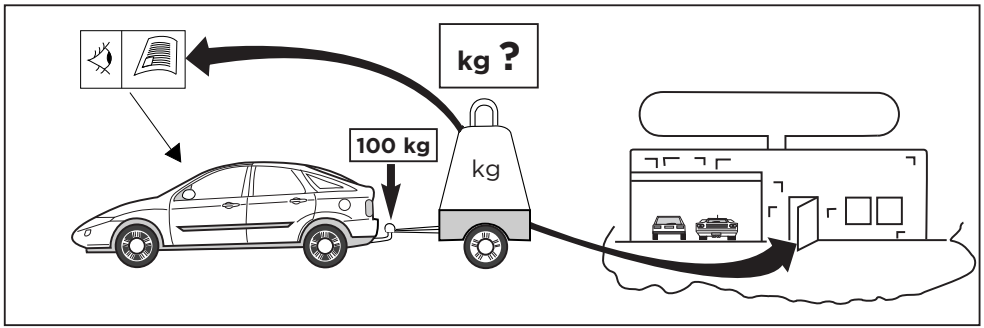

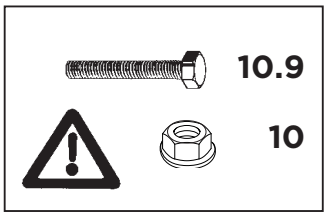

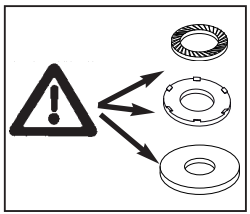



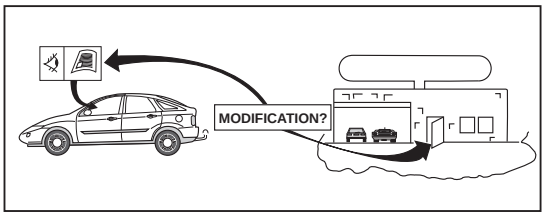

© 597370/18-11-2014/4



NL.

* Brink is niet aansprakelijk voor de schade die het direct of indirect gevolg is van onjuiste montage, daaronder begrepen gebruik van niet-geschikte gereedschappen en het gebruik van andere dan de voorgeschreven montagewijze en middelen, dan wel onjuiste interpretatie van dit onderhavig montagevoorschrift.

GB.

NOTE:

* **Should this installation process entail the cutting of the bumper – conformation MUST be obtained by the installation engineer of the customer's acceptance prior to completion. Brink Towing Systems do not accept responsibility for any matters arising as a result of this miscommunication.**

All measurements are in mm!

* Brink is not liable for damage caused directly or indirectly by incorrect assembly, including the use of unsuitable tools, the use of other assembly methods and means than the ones outlined, and the incorrect interpretation of these assembly instructions.

D.

HINWEISE:

* Die für das Fahrzeug zugelassene Anhängelast ist den Fahrzeug Unterlagen zu entnehmen. Bei Änderungen des Fahrzeuggewichtes muß die höchstzulässige Anhängelast gegebenenfalls aus dem D-Wert nachgerechnet werden.
  Auskunft hierüber kann Ihr Fachhändler oder der TÜV geben.
* Elektrische Anlage gemäß StVZO anbringen.
* Brink haftet nicht für Schäden, die als direkte oder indirekte Folge einer nicht ordnungsgemäßen Montage auftreten, darunter fallen auch die Benutzung von ungeeigneten Werkzeugen, andere als die vorgeschriebenen Montageverfahren und Montagemittel sowie eine fehlerhafte Interpretation der betreffenden Montageanweisung.

F,

* Brink décline toute responsabilité pour les dommages qui pourraient directement ou indirectement résulter d'un montage incorrect, y compris l'utilisation d'outils inappropriés et l'utilisation d'un mode d'emploi et de moyens autres que ceux prescrits, ou bien résulter d'une interprétation inexacte des présentes instructions de montage.

S.

* Brink är inte ansvariga för skada som orsakats direkt eller indirekt av felaktig montering, inklusive användning av olämpliga verktyg, andra monteringsmetoder och processer än de som beskrivs, samt felaktig tolkning av dessa monteringsinstruktioner.

DK.

* Brink er ikke ansvarlig for skade der direkte eller indirekte er forårsaget af forkert montage, herunder også iberegnet brug af forkert værktøj og anvendelse af anden montagemetode og andre montagemidler end de foreskrevne samt fejltolkning af den medfølgende montagevejledning.

E.

* Brink no se responsabiliza por daños causados, directa o indirectamente, por un montaje incorrecto, incluyendo el uso de herramientas inadecuadas, por el uso de métodos de montaje y medios distintos a los indicados y por la interpretación incorrecta de estas instrucciones de montaje.

I.

* Brink non può essere ritenuta responsabile per eventuali danni direttamente o indirettamente dovuti ad un errato montaggio, intendendo con ciò anche l'uso di attrezzi non idonei e l'uso di

© 597370/18-11-2014/5

metodi e mezzi di montaggio diversi da quelli prescritti, nonché all'errata interpretazione delle seguenti istruzioni di montaggio.

PL.

* Firma Brink nie ponosi odpowiedzialności za straty poniesione pośrednio lub bezpośrednio na skutek niewłaściwego montażu, w tym użycia niewłaściwych narzędzi i sposobów montażu niezgodnych z instrukcją, oraz niezastosowanie się do treści instrukcji.

SF.

* Brink ei ole vastuussa vioittumisesta, joka on suoraan tai epäsuoraan aiheutunut väärästä asennuksesta samoin kuin sopimattomien työkalujen käytöstä, muiden kuin ohjeissa mainittujen asennusmenetelmien tai välineiden käytöstä sekä kyseisten asennusohjeiden väärintulkinnasta.

CZ.

* Společnost Brink neodpovídá za přímé ani nepřímé škody způsobené nesprávnou montáží, včetně použití nevhodných nástrojů, použití jiných metod montáže a prostředků než uvedených a nesprávným pochopením těchto pokynů k montáži.

H.

* A Brink nem vállal felelősséget a nem megfelelő szerelésből közvetlen vagy közvetett módon következő károkért. Ez vonatkozik a nem megfelelő szerszámok használatára, a leírtaktól eltérő módszerek és eszközök alkalmazására, valamint a szerelési útmutató téves értelmezésére.

RUS.

* Фирма Brink не отвечает за ущерб, являющийся прямым или косвенным следствием неправильного монтажа, в том числе использования неподходящих инструментов и применения иного способа монтажа или других средств, чем предписано в инструкции, либо неправильного истолкования настоящей инструкции по монтажу.

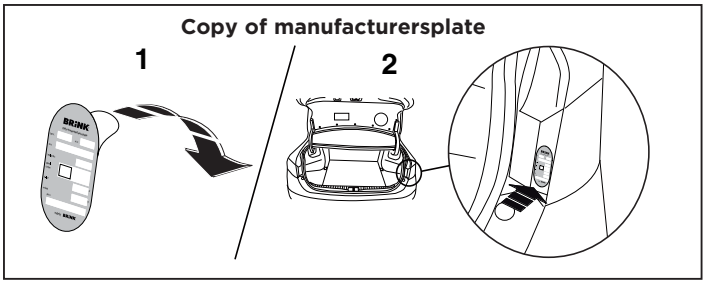

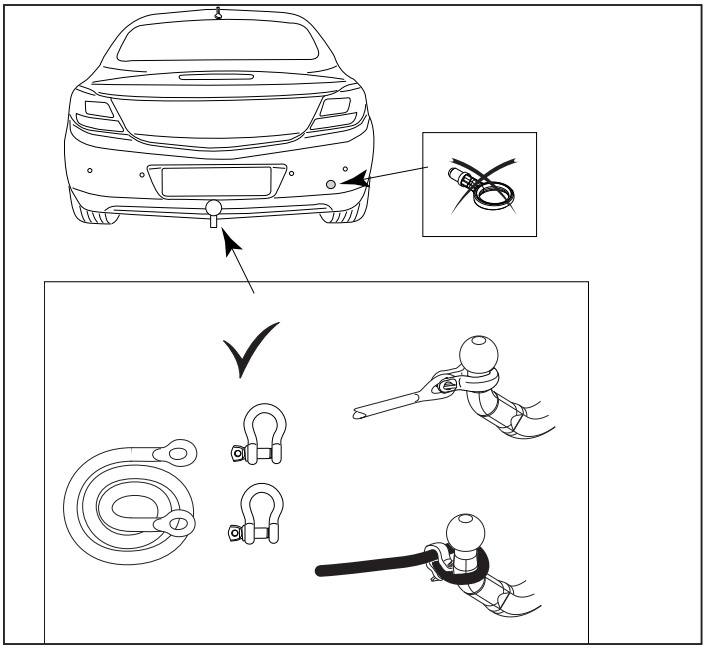

© 597370/18-11-2014/6

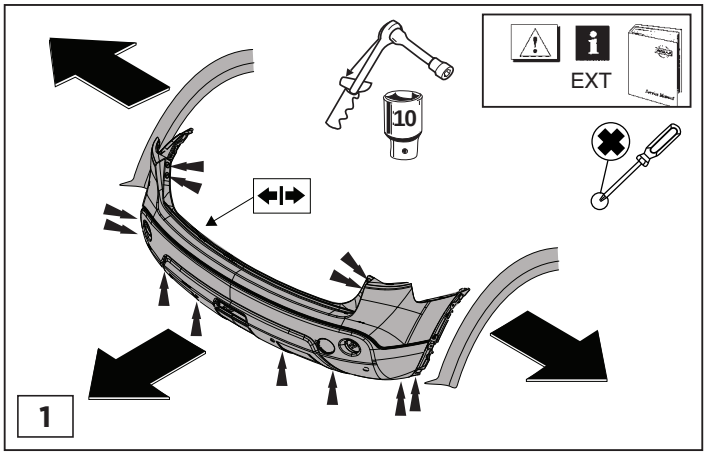

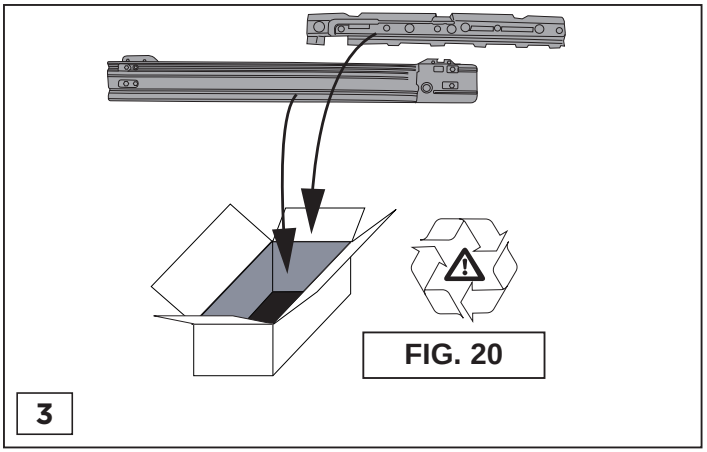

FIG. 20

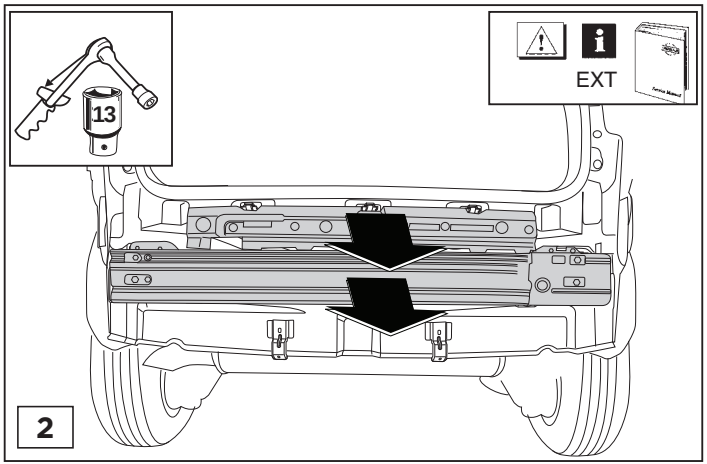

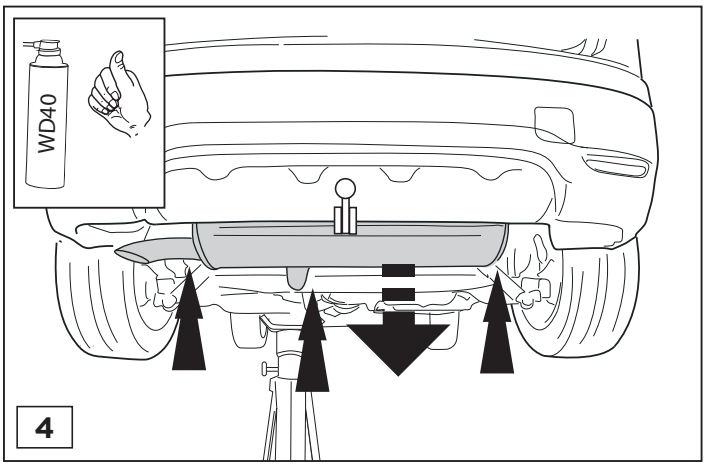

© 597370/18-11-2014/7

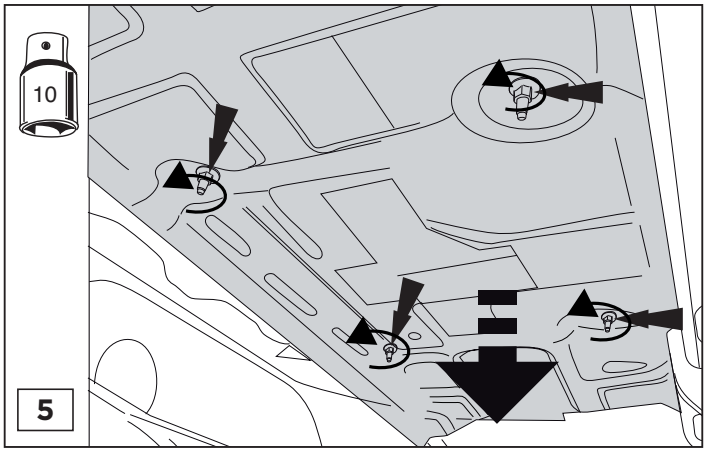



© 597370/18-11-2014/8

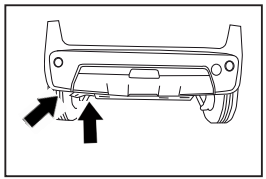

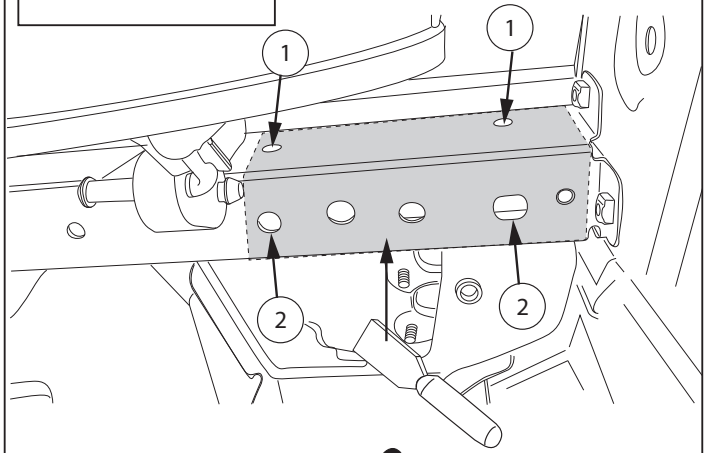



Hydrocarbon solvent

7

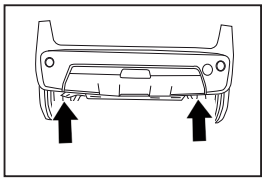



(4x) M10 (Nylock)

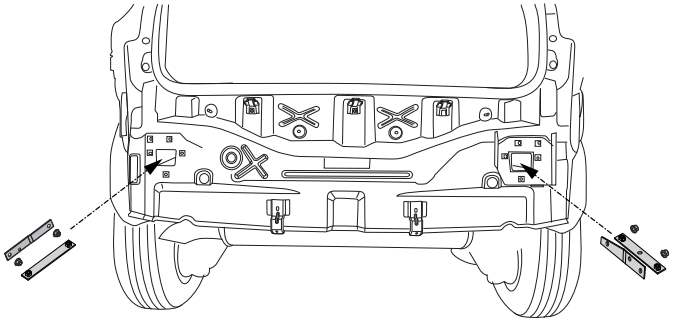

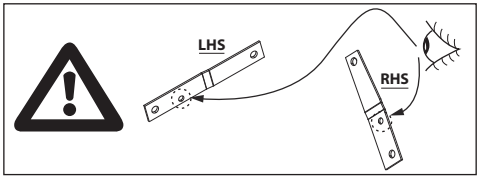

8

© 597370/18-11-2014/9

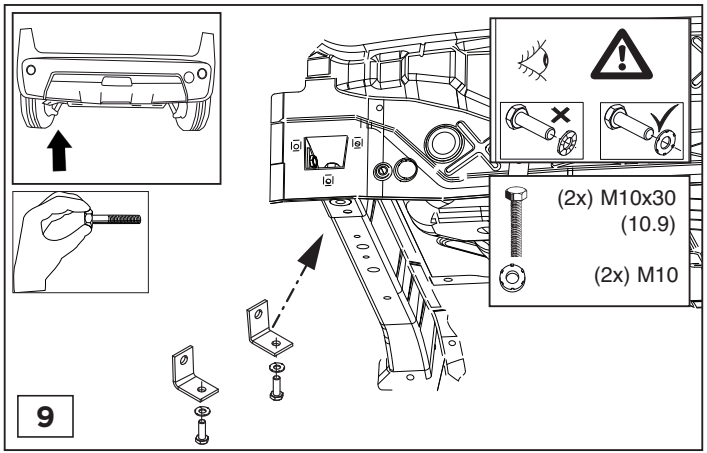

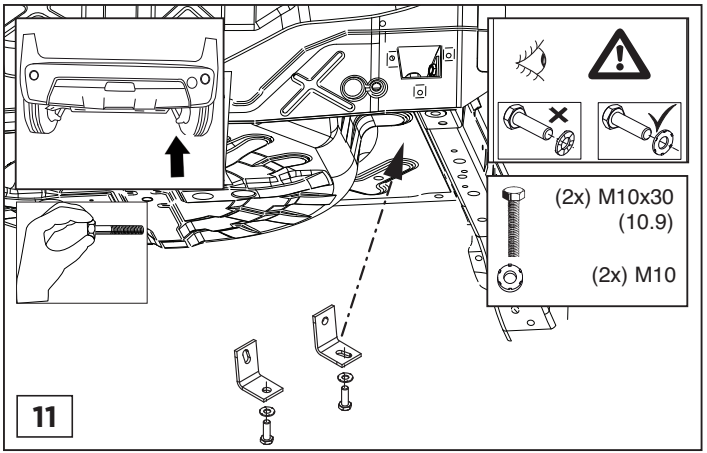

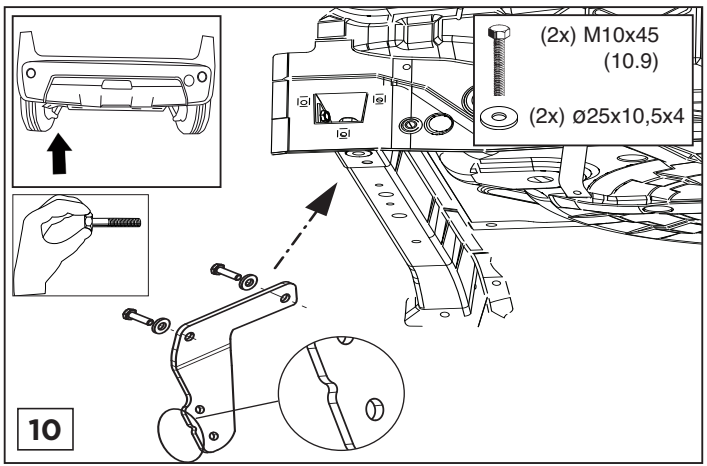

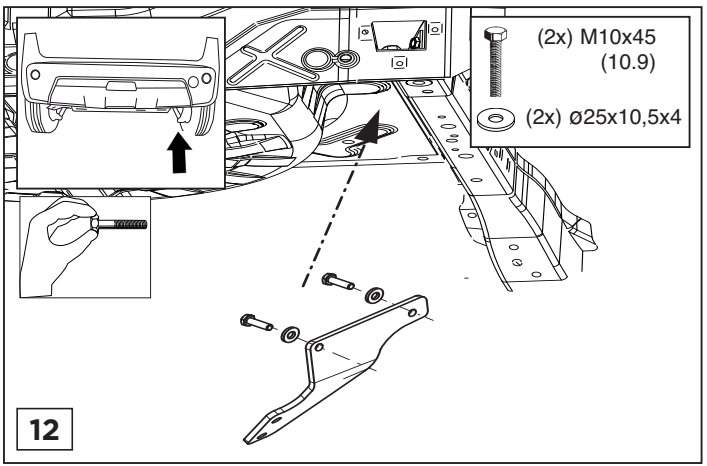

© 597370/18-11-2014/10

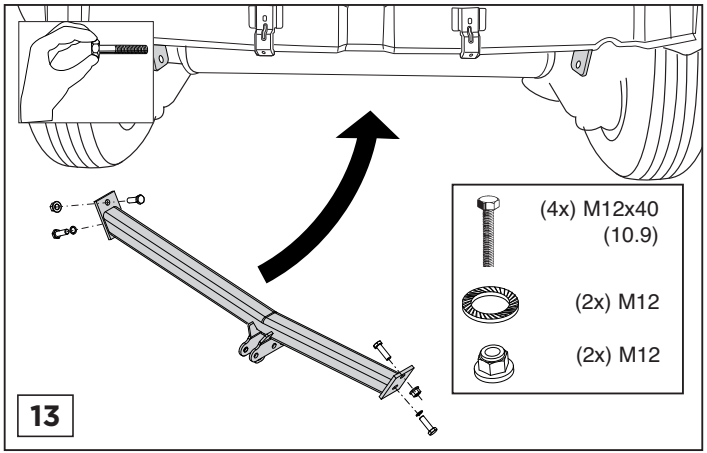

© 597370/18-11-2014/11







73,5±2,5Nm

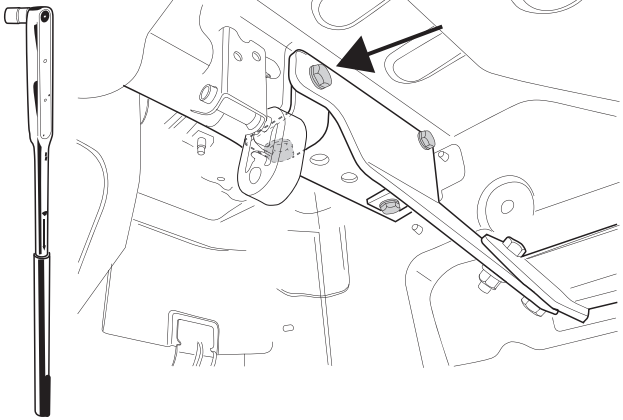

73,5±2,5N

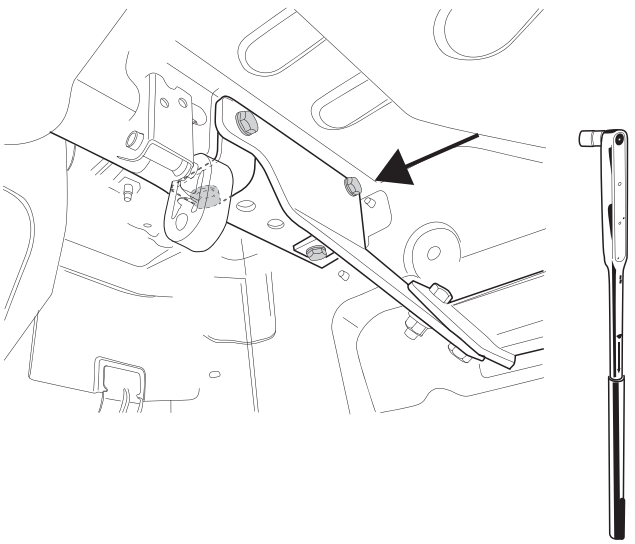

14

© 597370/18-11-2014/12





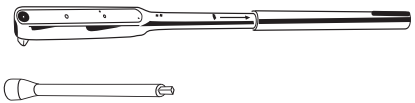

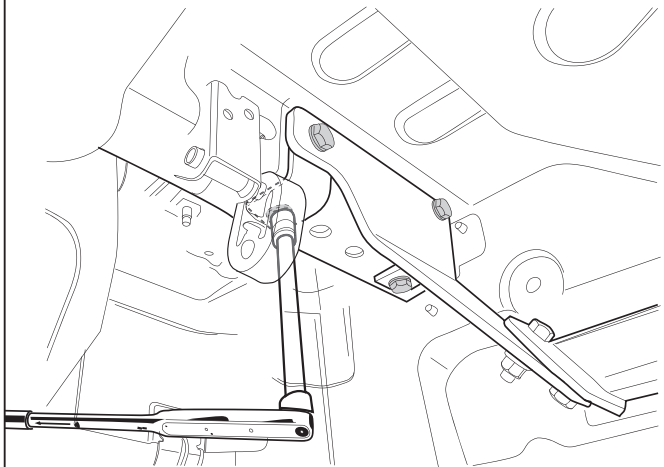

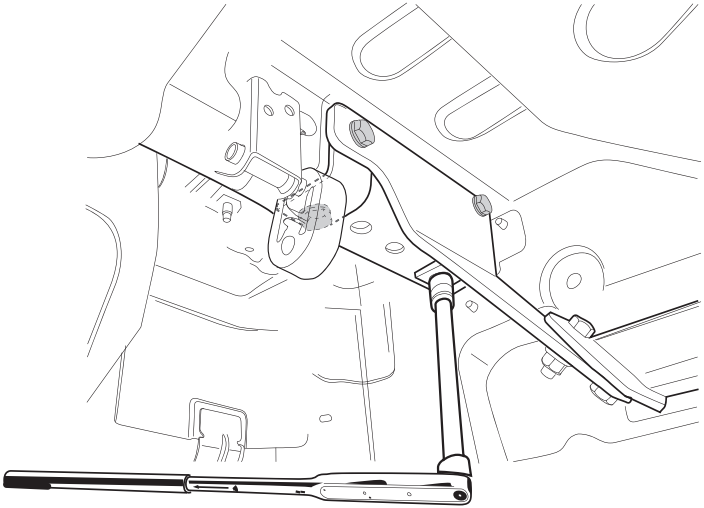

45Nm

45Nm

15

© 597370/18-11-2014/13



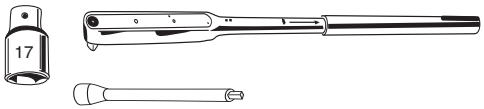

73,5±2,5Nm

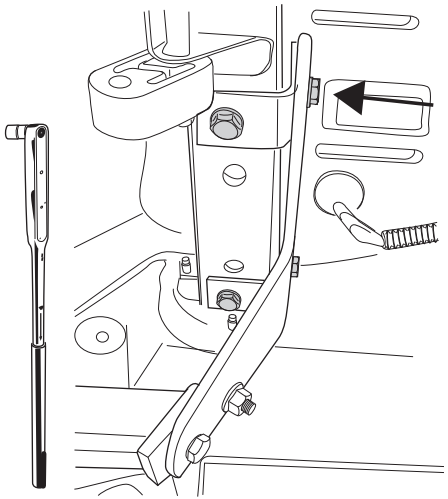

73,5±2,5Nm

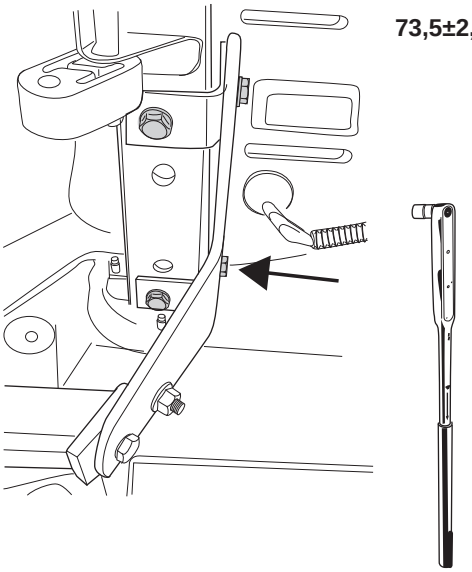

16

© 597370/18-11-2014/14



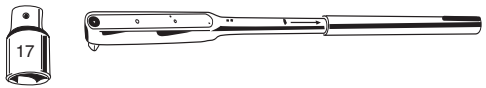

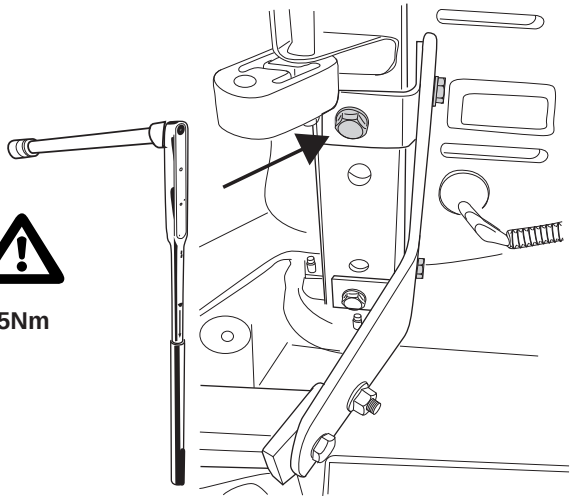

45Nm

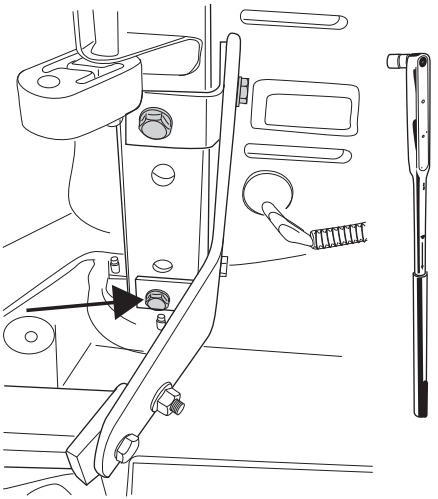

45Nm

17

© 597370/18-11-2014/15





110Nm





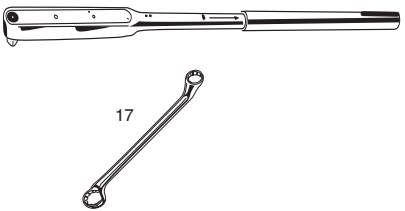



95Nm

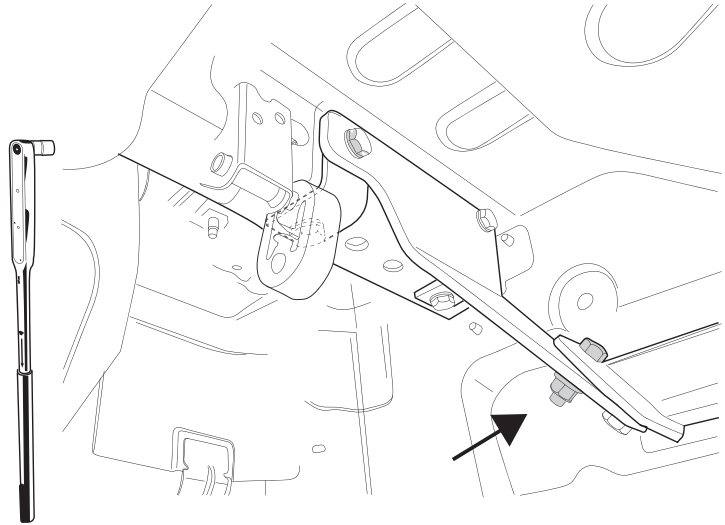

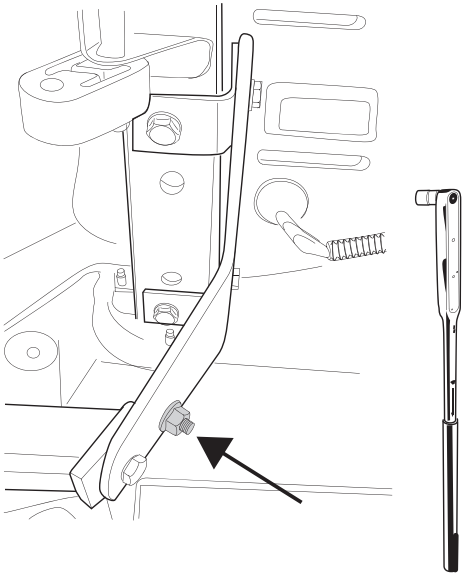

18

© 597370/18-11-2014/16



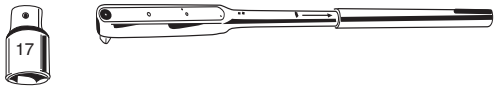

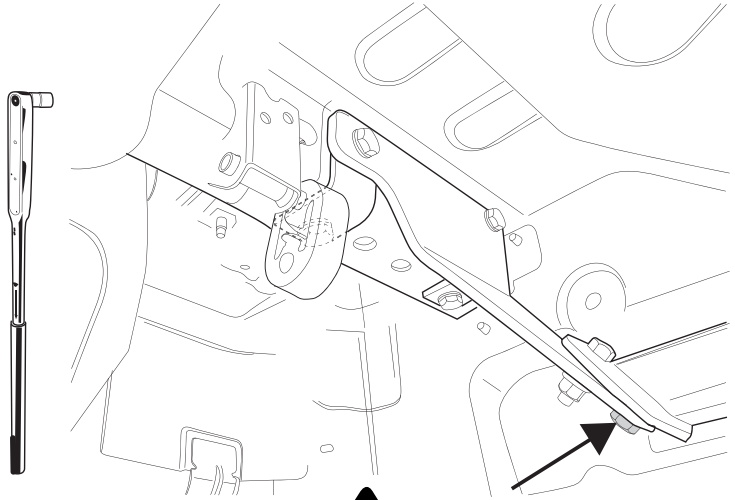

75Nm

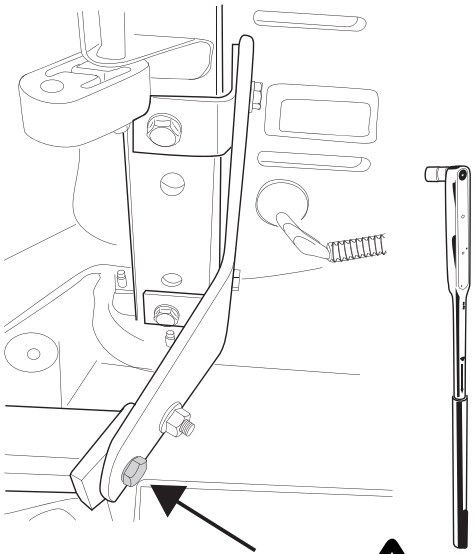

75Nm

19

© 597370/18-11-2014/17

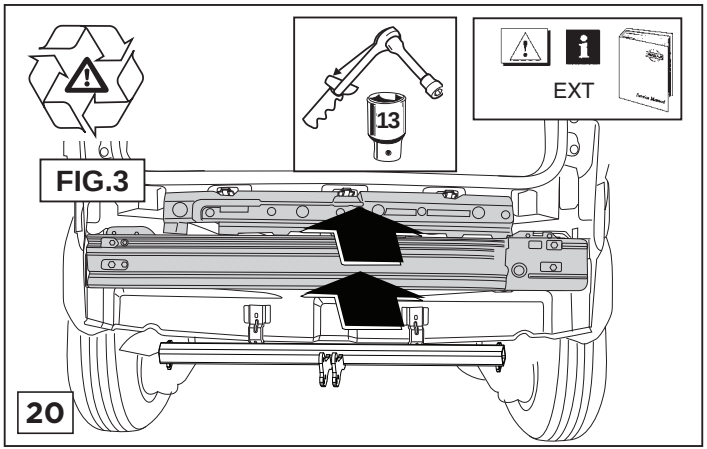

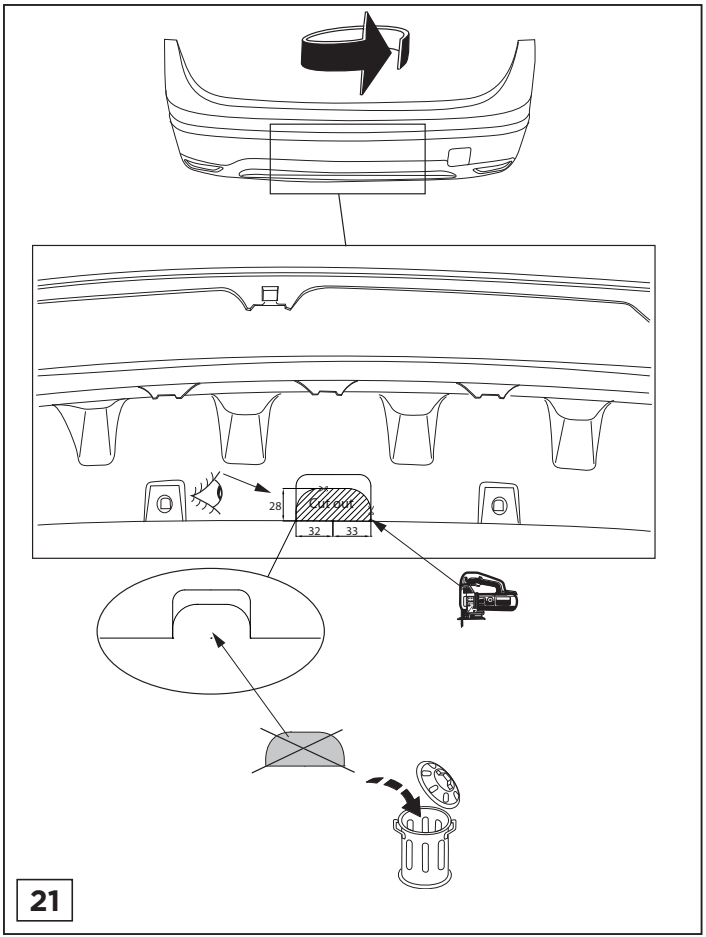

© 597370/18-11-2014/18

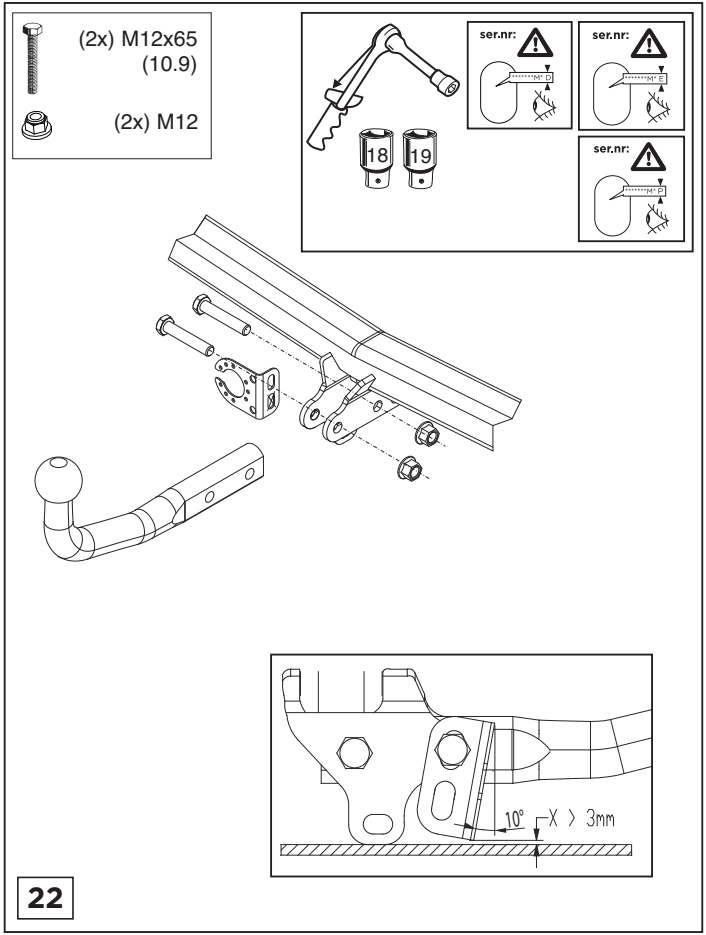

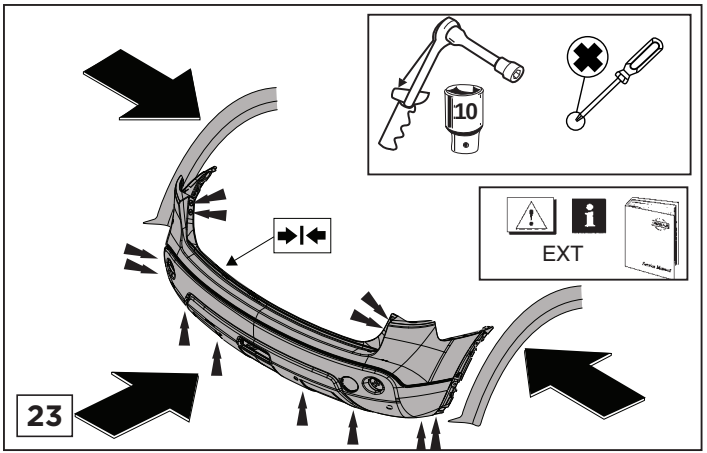

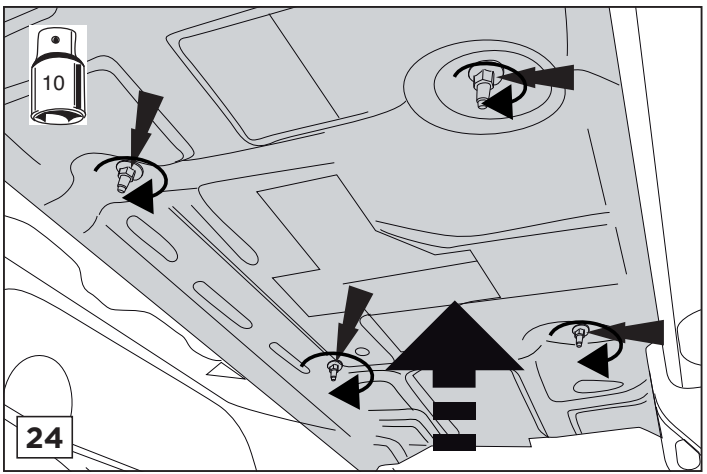

© 597370/18-11-2014/19

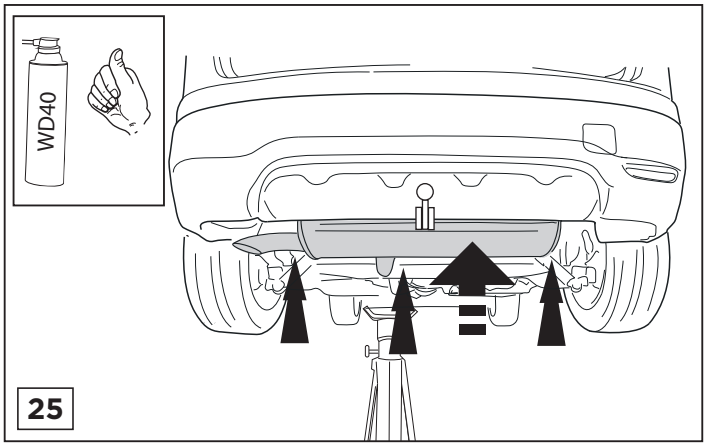

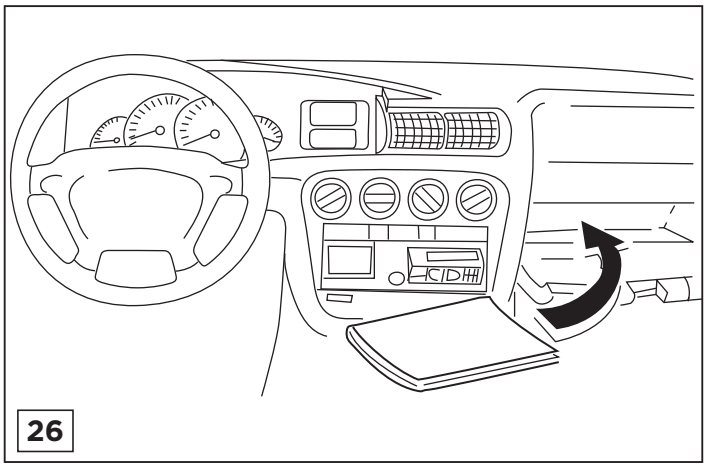

© 597370/18-11-2014/20

NL	GB	D	F	S	DK	E	I	PL	FS	CZ	H	Rus
Sjabloon	Template	Schablone	Gabarit	schablonen	skabelon	Plantilla	Sagoma	Szablon	Malline	Šablona	Sablon	Шаблон
Binnenkant bumper	Inside bumper	Innenseite Stoßstange	Intérieur du pare-chocs	Stötfångare ns insida	Kofangeren s inderside	Lado interior del paracho-ques	Lato interno del paraurti	Wewnętrzna strona zder-zaka	Puskurin sisäpuolel-le	Vnitř strana nárazníku	Belső lökhárító	Внутренняя сторона бам-пера
Buitenkant bumper	Outside bumper	Außenseite Stoßstange	Extérieur du pare-chocs	Stötfångare ns utsida	Kofangeren s yderside	Lado exterior del paracho-ques	Lato esterno del paraurti	Zewnętrzna strona zder-zaka	Puskurin ulkopuolel-le	Vnější strana nárazníku	Külső lökhárító	Наружняя сторона бам-пера
Onderkant bumper	Underside bumper / Bumper edge	Unterseite Stoßstange	Dessous du pare-chocs	Stötfångare ns undersida	Kofangeren s unders-iden	Lado inferior del paracho-ques	Lato inferiore del paraurti	Spód/ krawędź zderzaka	Puskurin alapuolelle	Spodní strana nárazníku	Alsó lökhárító	Нижний край бампера
Midden bumper	Middle bumper	Mitte Stoßstange	Milieu du pare-chocs	Stötfångare ns mitt	Kofangeren s midte	Centro del parachoques	Centro del paraurti	Środek zder-zaka	Puskurin keskelle	Střed nárazníku	Középső lökhárító	Средние части бампера
Links	LHS	Links	Gauche	Vänster	Venstre	Izquierdo	Sinistra	Lewy	Vasen	Levá strana	Bal	Слева
Rechts	RHS	Rechts	Droît	Höger	Højre	Derecho	Destra	Prawy	Oikea	Pravá strana	Jobb	Справа
Uitsnijden	Cut out	Ausschneide n	Découper	Klippa ut	Skære ud	Cortar	Ritagliare	Wyciąć	Leikata	Vyřiznout	Kivágás	Вырез
Buiglijn	Bend line	Biegelinie	Ligne de pliage	Böjlinje	Bukke linie	Doblar línea	Linea di piega	Linia zagięcia	Taivutuslin ja	Linie ohybu	Hajtási vonal	Линия изги-ба
Koppelen	Connect	Verbinden	Connecter	Koppla in	Forbind	Conectar	Connettere	Połączyć	Kytkeä	Připojit	Csatlakoz ás	Соединить
Ontkoppelen	Disconnect	Abkuppeln	Déconnect er	Koppla från	Afbryd	Desconectar	Disconnettere	Odłączyć	Katkaista	Odpojit	Eltávolítás	Разъединить
zonder bum-perklep	Without bumperco-ver	ohne Stoßstangen klappe	sans trap-pe de pare-chocs	utan täck-plåt	uden dæk-plade i stødfange-ren	sin tapa parachoques	senza copri-paraurti	bez osłony zderzaka	ole pusku-rissa suo-juslevyä	bez krytu nárazníku	nélkül lökhárító burkolat	без кожуха бампера

© 597370/18-11-2014/21



Dispositivo di traino tipo: 5973
Per autoveicoli: Nissan Qashqai (J11); 2013->
Tipo funzionale: P32S

Classe e tipo di attacco: A50-X
Omologazione: E11 55R 019852
Valore D: 9,4 kN
Carico Verticale max. S: 100 kg
Larghezza rimorchiabile per Caravan e T.A.T.S.: 2,45m vedere CARTA di CIRCOLAZIONE VEICOLO (motrice) + 70 cm = ..arrotondare ai 5 cm superiore (vedi D.M.28/05/85)
Massa rimorchiabile: vedi carta di circolazione dell' autoveicolo

Per verificare l'idoneità del dispositivo di traino omologato a norma CEE 94/20, all'installazione sulla vettura su cui si intende procedere al montaggio, compilare la seguente formula (se necessario declassare la massa rimorchiabile):

$$D = \frac{T \times C}{T + C} \times 0{,}00981 \leq 9{,}4 \text{ kN}$$

dove: T= Massa Complessiva Max. della motrice (in kg)
C= Massa Rimorchiabile Max. della motrice (in kg)

DA COMPILARE PER IL COLLAUDO

DICHIARAZIONE DI CORRETTO MONTAGGIO: la sottoscritta Ditta dichiara di aver montato in maniera corretta ed in conformit/ alle prescrizioni sia del costruttore del veicolo che del costruttore del dispositivo stesso il seguente dispositivo di attacco meccanico:

tipo:.....

Il dispositivo di attacco sopra indicato è stato installato su autoveicolo

modello:.....

targa:.....

Data:.....

TIMBRO e FIRMA

Si dichiara inoltre di aver informato l'utente del veicolo sull'USO e MANUTENZIONE del dispositivo stesso.

© 597370/18-11-2014/22

Template 5973

Place on outside bumper

18+21

Middle bumper

28

32

33

1:1

