Fitting instructions	
Make:	Kia
Cee'd Sporty Wagon; 2007->	
Type:	4772

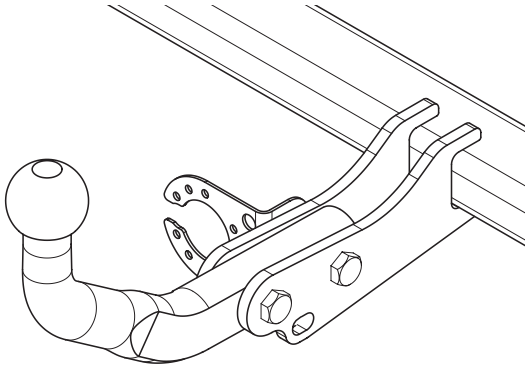

- NL Montagehandleiding
- GB Fitting instructions
- D Montageanleitung
- F Instructions de montage
- S Monteringsanvisningar
- DK Montagevejledning
- E Instrucciones de montaje
- I Istruzioni per il montaggio
- PL Instrukcja montażu
- SF Asennusohjeet
- CZ Pokyny k montáži
- H Szerelési útmutató
- RUS Руководство для монтажа

BRINK

Your perfect fit
brink.eu

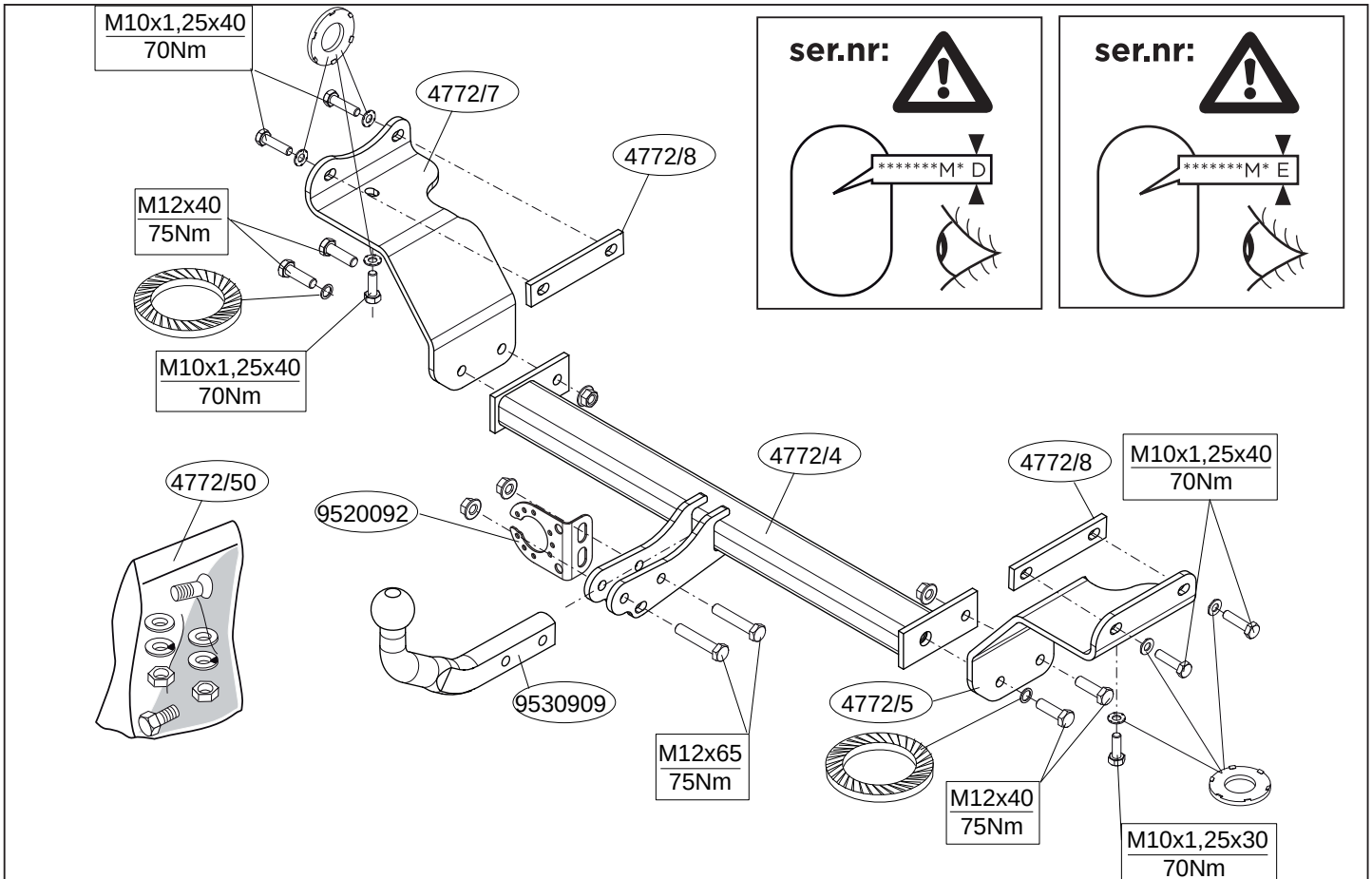

© 477270/11-08-2010/1

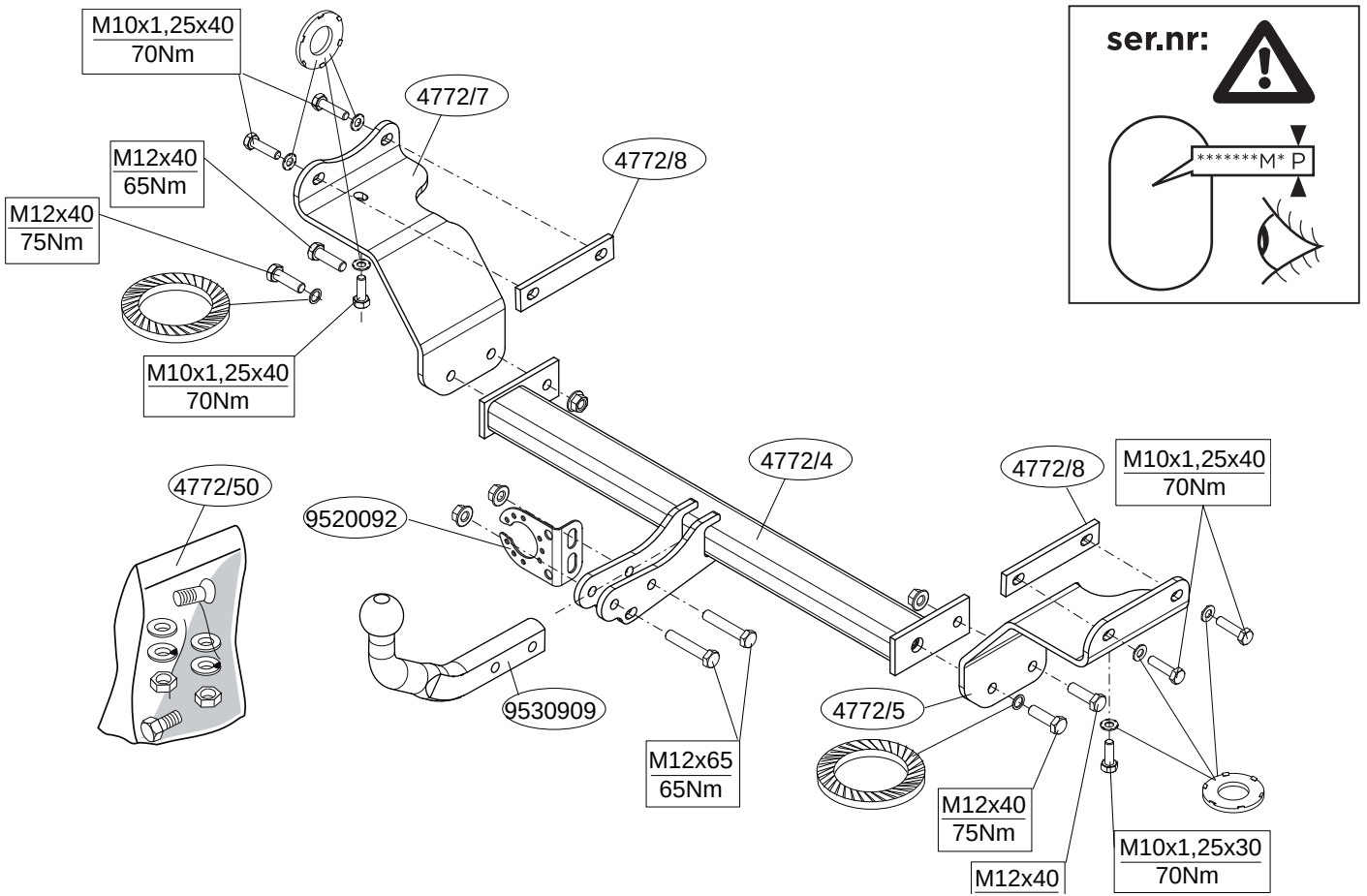

© 477270/11-08-2010/2

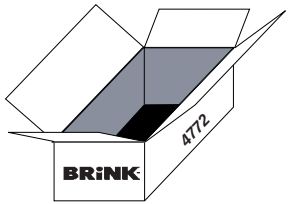

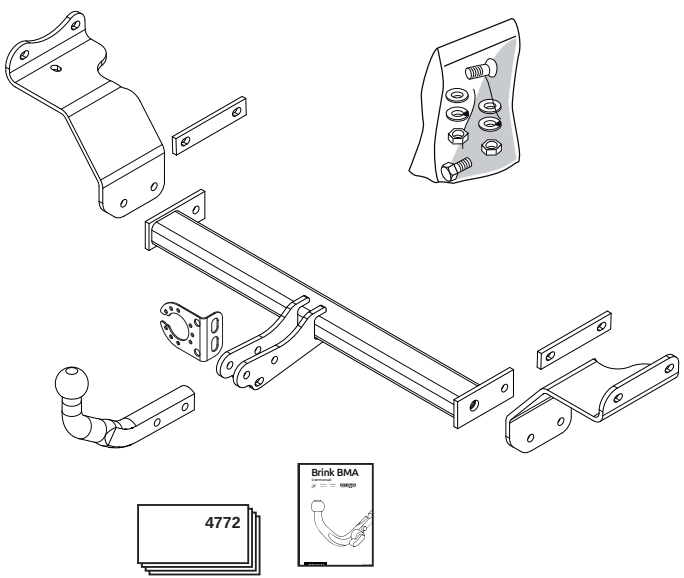

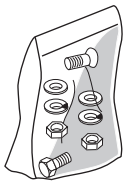



(2x) M10x1,25x30



(4x) M10x1,25x40



(4x) M12x40



(2x) M12x65



(6x) M10



(2x) M12



(4x) M12

© 477270/11-08-2010/3

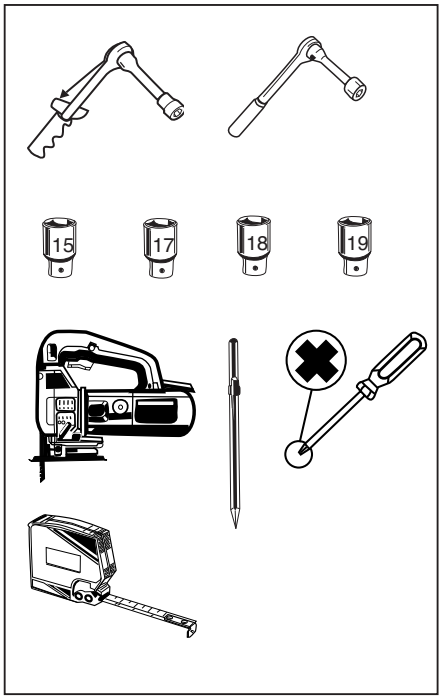

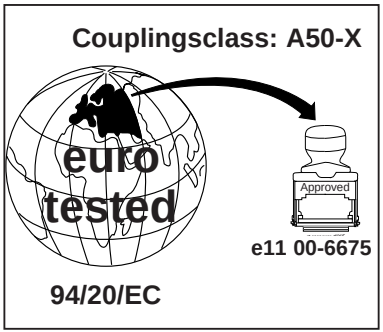

D-Value : 9,1 kN

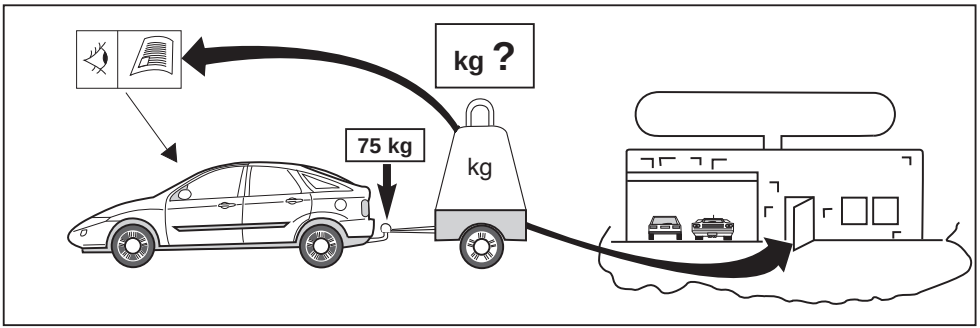

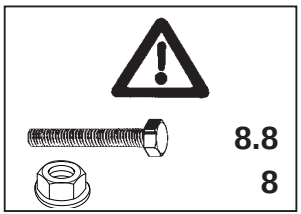

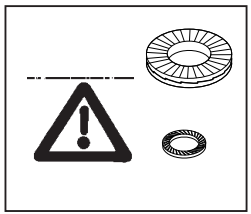



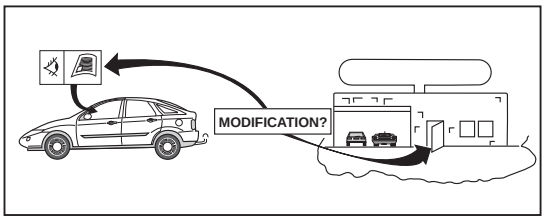

© 477270/11-08-2010/4



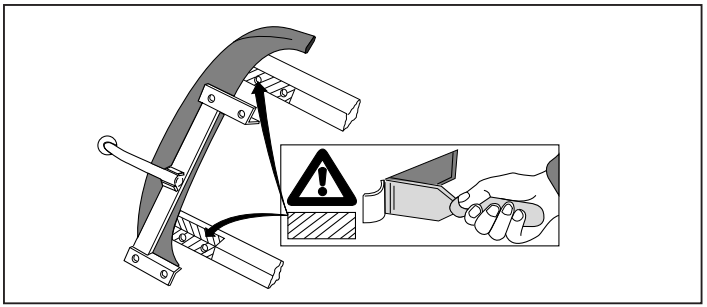

NOTE:

*** Should this installation process entail the cutting of the bumper – conformation MUST be obtained by the installation engineer of the customer's acceptance prior to completion. Brink Towing Systems do not accept responsibility for any matters arising as a result of this miscommunication.**

All measurements are in mm!

HINWEISE:

* Die für das Fahrzeug zugelassene Anhängelast ist den Fahrzeug Unterlagen zu entnehmen. Bei Änderungen des Fahrzeuggewichtes muβ die höchstzulässige Anhängelast gegebenenfalls aus dem D-Wert nachgerechnet werden.
Auskunft hierüber kann Ihr Fachhändler oder der TÜV geben.
* Elektrische Anlage gemäβ StVZO anbringen.

© 477270/11-08-2010/5

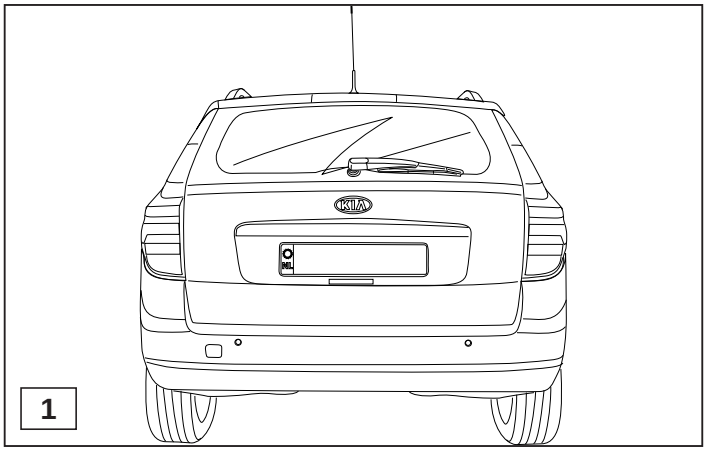

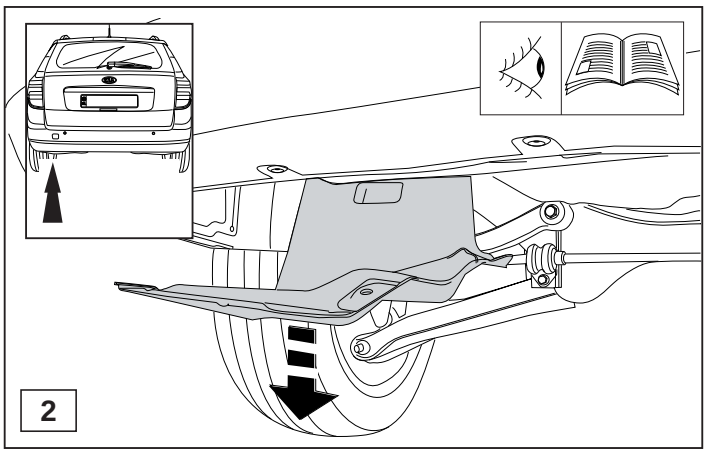

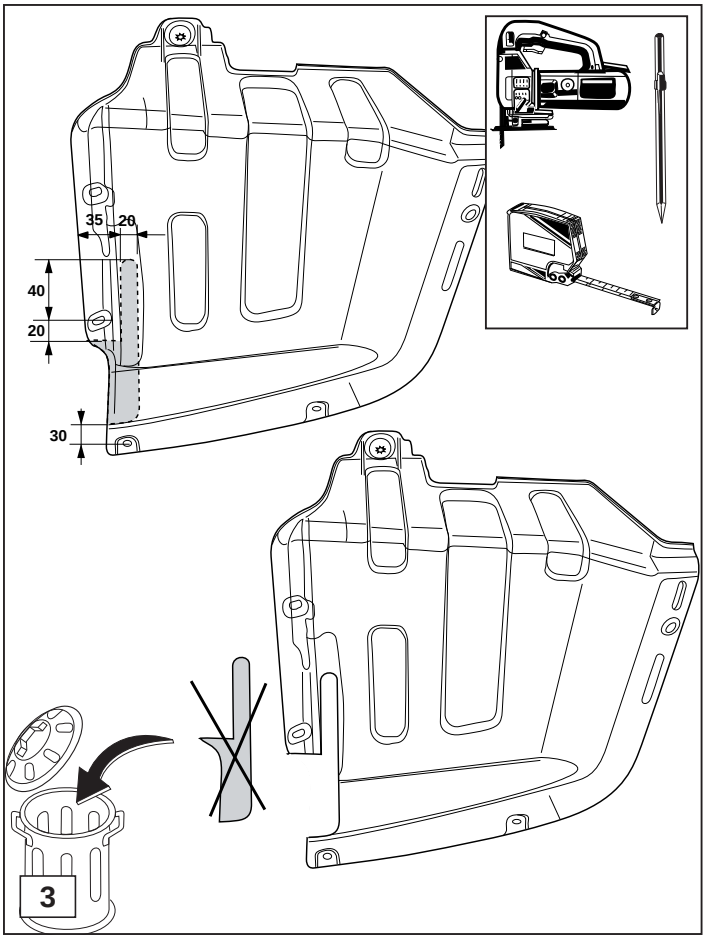

© 477270/11-08-2010/6

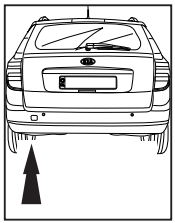

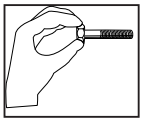

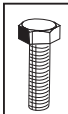

(2x) M10x1,25x40

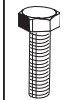

(1x) M10x1,25x30



(3x) M10

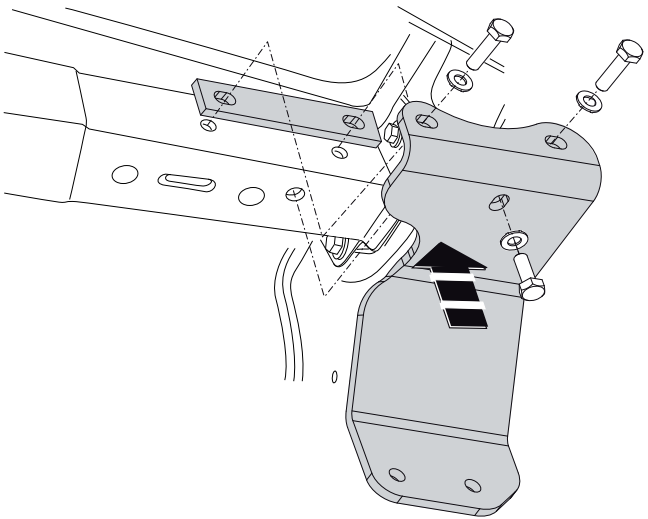

4

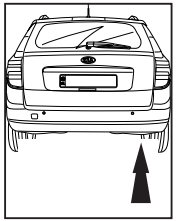

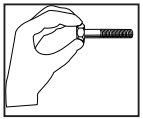



(2x) M10x1,25x40

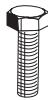

(1x) M10x1,25x30



(3x) M10

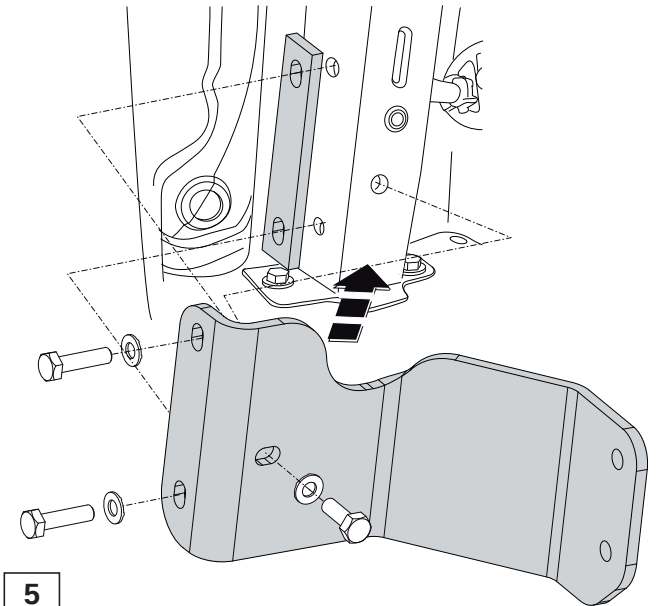

5

© 477270/11-08-2010/7

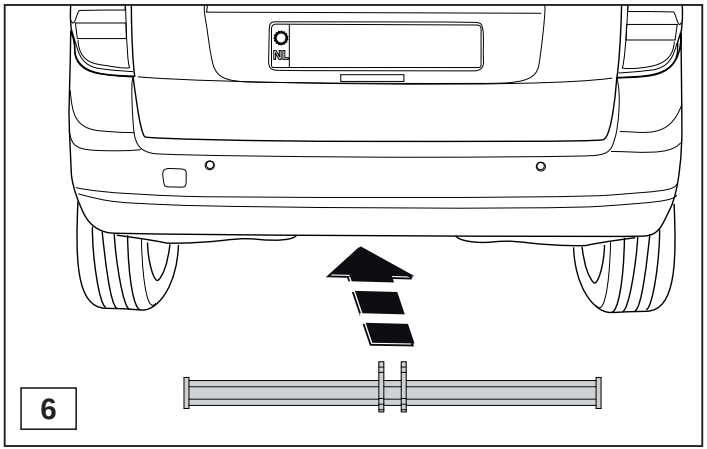

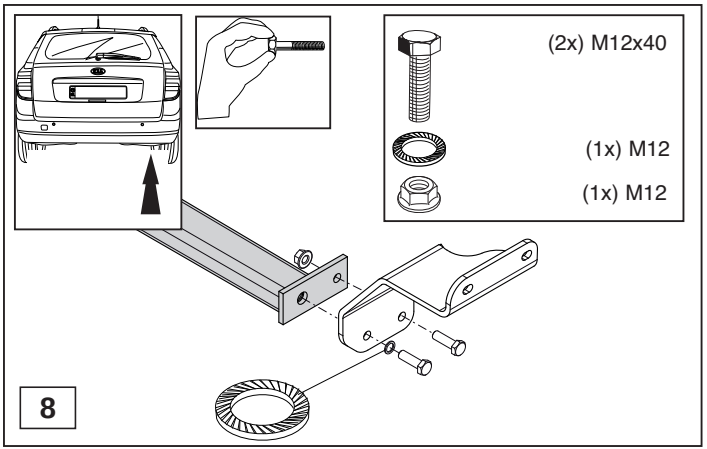

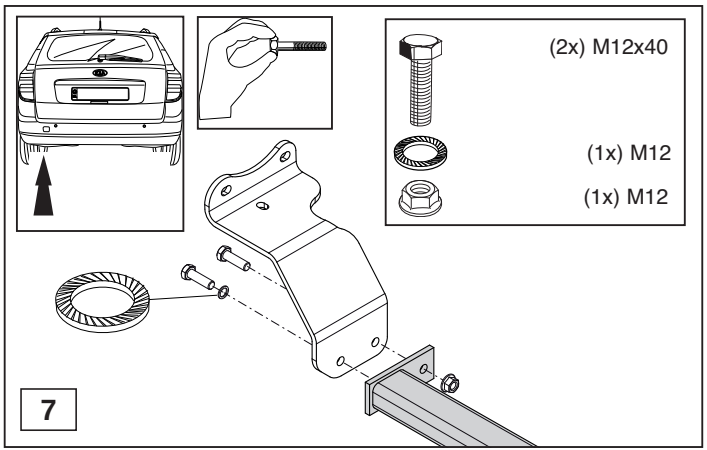

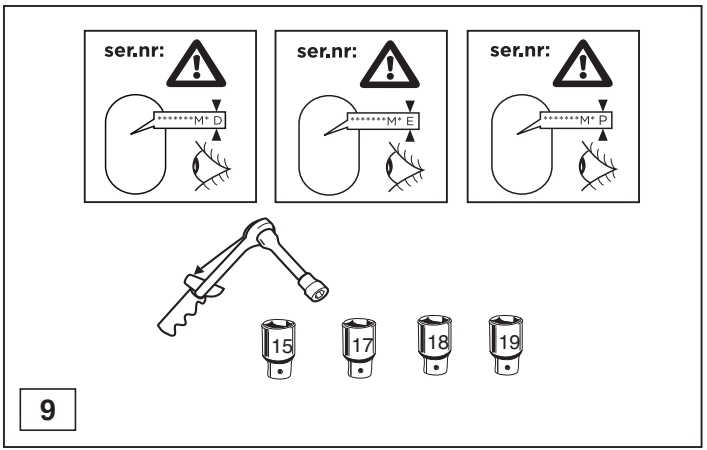

© 477270/11-08-2010/8

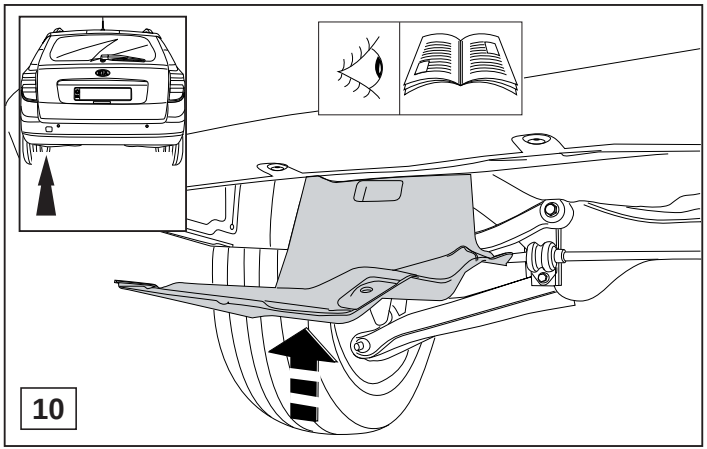

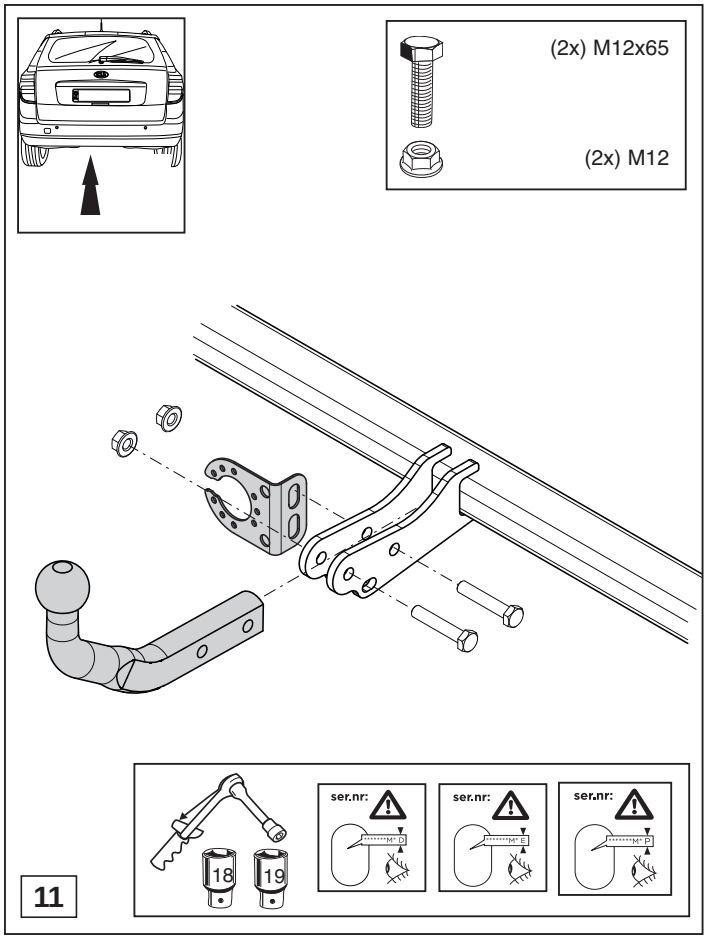

© 477270/11-08-2010/9

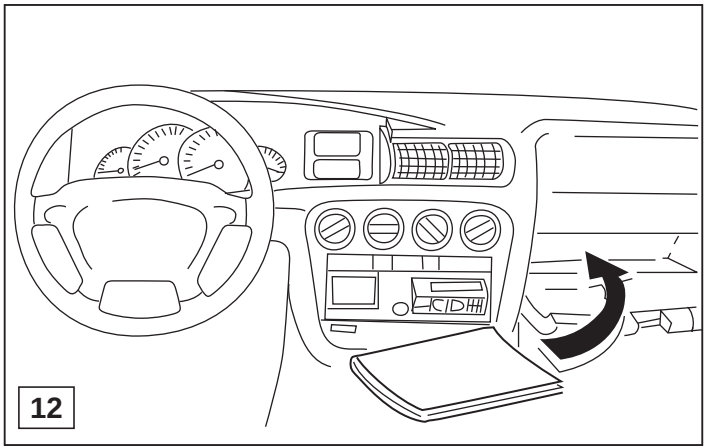

© 477270/11-08-2010/10

© 477270/11-08-2010/11



Dispositivo di traino tipo: 4772
Per autoveicoli: Kia Cee'd Sporty Wagon; 2007->
Tipo funzionale:

Classe e tipo di attacco: A50-X
Omologazione: e11 00-6675
Valore D: 9,1 kN
Carico Verticale max. S: 75 kg
Larghezza rimorchiabile per Caravan e T.A.T.S.: 2,45m vedere CARTA di CIRCOLAZIONE VEICOLO (motrice) + 70 cm = ..arrotondare ai 5 cm superiore (vedi D.M.28/05/85)
Massa rimorchiabile: vedi carta di circolazione dell' autoveicolo

Per verificare l'idoneità del dispositivo di traino omologato a norma CEE 94/20, all'installazione sulla vettura su cui si intende procedere al montaggio, compilare la seguente formula (se necessario declassare la massa rimorchiabile):

$$D = \frac{T \times C}{T + C} \times 0{,}00981 \leq 9{,}1 \text{ kN}$$

dove: T= Massa Complessiva Max. della motrice (in kg)
C= Massa Rimorchiabile Max. della motrice (in kg)

DA COMPILARE PER IL COLLAUDO

DICHIARAZIONE DI CORRETTO MONTAGGIO: la sottoscritta Ditta dichiara di aver montato in maniera corretta ed in conformit/ alle prescrizioni sia del costruttore del veicolo che del costruttore del dispositivo stesso il seguente dispositivo di attacco meccanico:

tipo:.....

Il dispositivo di attacco sopra indicato è stato installato su autoveicolo

modello:.....

targa:.....

Data:.....

TIMBRO e FIRMA

Si dichiara inoltre di aver informato l'utente del veicolo sull'USO e MANUTENZIONE del dispositivo stesso.

© 477270/11-08-2010/12

© 477270/11-08-2010/13

© 477270/11-08-2010/14