FITTING INSTRUCTION

Clamp mark in acc. with		Cables joining
ISO	PN	
1	L	Left directional lights
2	+	Rear fog lights
3	31	Ground
4	R	Right directional lights
5	58R	Right side parking lights
6	54	Stoplights
7	58L	Left side parking lights

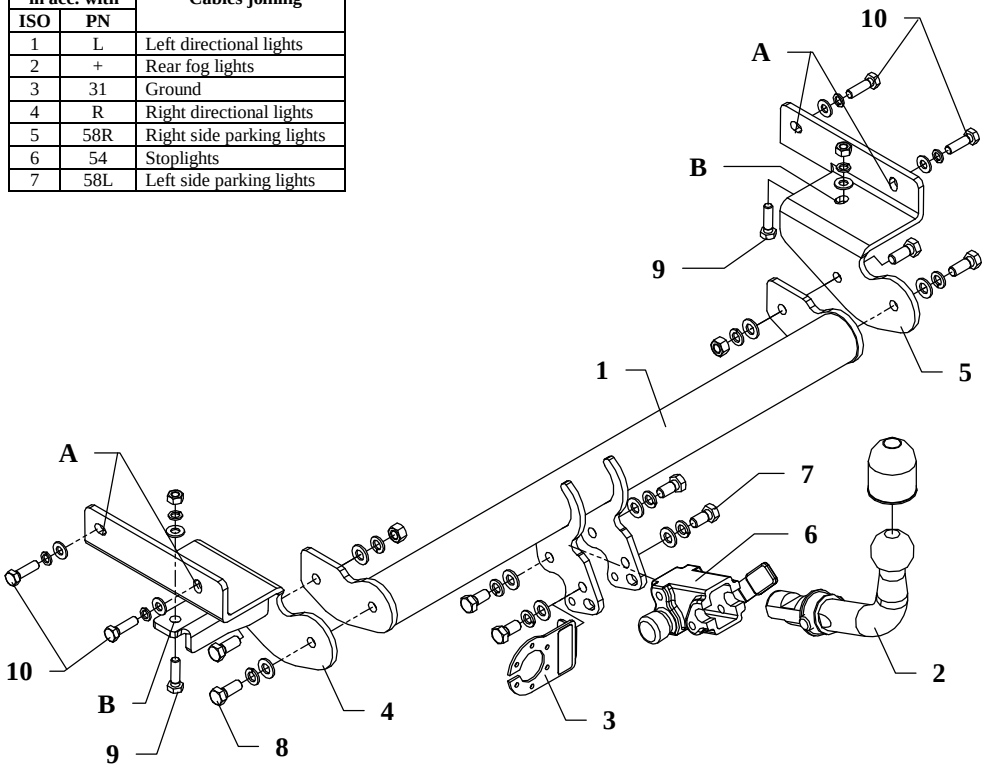

This towing hitch is designed to assembly in following cars: **MITSUBISHI LANCER, 4/5 door (CK),** produced since 01.1996 till 2003, catalogue no. **Z21A** and is prepared to tow trailers max total weight **1300 kg** and max vertical load **50 kg**.

From manufacturer

Thank you for buying our product. Their reliability has been confirmed in many tests. Reliability of towing hitch depends also on correct assembly and correct exploitation. For this reasons we kindly ask to read carefully this instruction and apply to hints.

The towing hitch should be install in points described by a car producer.

Assemble instruction

1. Disassemble the bumper and the muffler (muffler take off from last handle).
2. In lower part of the bumper cut out fragment as shown on figure 2.

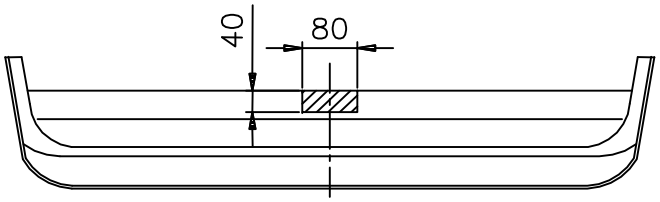

3. To chassis member put side brackets (pos. 4 and 5) and fix it by bolts M10x1,25x35mm (pos. 10) through holes A. Next use bolts M10x35mm (pos. 9) through holes B.
4. To in this way prepared elements fix main bar of the towing hitch (pos. 1) using bolts M12x30mm (pos. 8).
5. Reassemble the bumper.
6. Fix body of the automat (pos. 6) and the socket plate (pos. 3) using bolts M12x25mm (pos. 7) from accessories. Place tow-ball (pos. 2) according to supplied instruction.
7. Tighten all bolts according to the torque shown in the table.
8. Connect electric wires of 7-poles socket according to the instruction of the car. (Recommend to make at authorized service station)
9. Complete paint layer damaged during installation.

Torque settings for nuts and bolts (8,8):

M 8	25 Nm	**M 10**	55 Nm
M 12	85 Nm	**M 14**	135 Nm

NOTE

After install the towing hitch you should get adequate note in registration book (at authorised service station).The car should be equipped with:

- Indicators
- Tow mirrors

After 1000km check all bolts and nuts. The ball of towing hitch must be always kept clear and conserve with a grease.

Towing hitch accessories:

Pos. 1 Main bar PCS.: 1 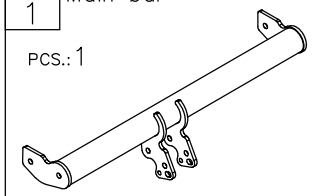	Pos. 6 Body of the automat PCS.: 1 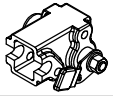	Pos. 12 Nut 8 B M10 PCS.: 2 
	Pos. 7 Bolt 8,8 B M12x25mm PCS.: 4 	Pos. 13 Plain washer ø12mm PCS.: 8 
Pos. 2 Tow ball PCS.: 1 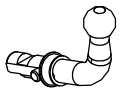	Pos. 8 Bolt 8,8 B M12x30mm PCS.: 4 	Pos. 14 Plain washer ø10mm PCS.: 6 
Pos. 3 Socket plate PCS.: 1 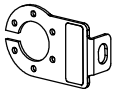	Pos. 9 Bolt 8,8 B M10x35mm PCS.: 2 	Pos. 15 Spring washer ø12mm PCS.: 8 
Pos. 4 Left bracket PCS.: 1 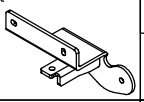	Pos. 10 Bolt 8,8 B M10x1.25x35mm PCS.: 4 	Pos. 16 Spring washer ø10mm PCS.: 6 
Pos. 5 Right bracket PCS.: 1 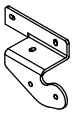	Pos. 11 Nut 8 B M12 PCS.: 2 	Pos. 17 Ball cover PCS.: 1 
		Pos. 18 Body plug PCS.: 1 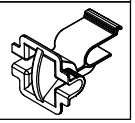

PPUH AUTO-HAK S.J.

Produkcja Zaczepów Kulowych
Henryk & Zbigniew Nejman
76-200 SŁUPSK ul. Słoneczna 16K
tel/fax (059) 8-414-414; 8-414-413
E-mail: office@autohak.com.pl
www. autohak.com.pl

Towing hitch (without electrical set)

Class: **A50-X** Cat. no. **Z21A**
Designed for:
Manufacturer: **MITSUBISHI**
Model: **LANCER**
Type: **4/5 doors (CK)**
produced since 01.1996 till 2003

Technical data:
D-value: **6,93 kN**
maximum trailer weight: **1300 kg**
maximum vertical cup load: **50 kg**

Approval number according to Directive 94/20/EC: e20*94/20*0619*00

Foreword

This towing hitch is design according to rules of safety traffic regulations. The towing hitch is a safety component and must be installed only by qualified personnel. Any alteration or conversion to the towing hitch is prohibited and would lead to cancellation of design certification. Remove insulating compound and underseal from vehicle (if present) in the area of the matting surfaces of the towing hitch.
The vehicle manufacturer's specifications regarding trailer load and max. vertical cup load are decisive for driving, and values for the towing hitch must not be exceeded.
D-value formula:

$$\frac{\text{Max trailer weight [kg]} \times \text{Max vehicle weight [kg]}}{\text{Max trailer weight [kg]} + \text{Max vehicle weight [kg]}} \times \frac{9{,}81}{1000} = D\ [\text{kN}]$$