FITTING INSTRUCTION

Clamp mark in acc. with		Cables joining
ISO	PN	
1	L	Left directional lights
2	+	Rear fog lights
3	31	Ground
4	R	Right directional lights
5	58R	Right side parking lights
6	54	Stoplights
7	58L	Left side parking lights

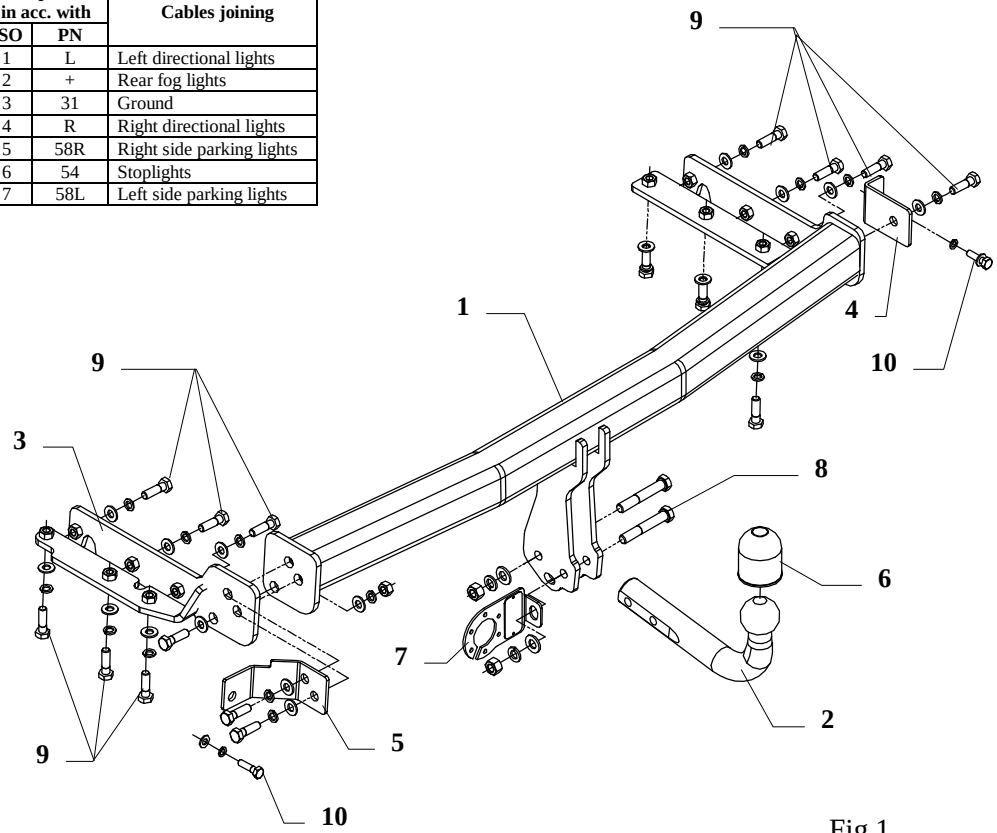

Fig.1

This towbar is designed to assembly in following car: **NISSAN X-TRAIL,** produced since 09.2001 till 05.2007, catalogue no. **V59** and is prepared to tow trailers max total weight **2300 kg** and max vertical load **100 kg**.

From manufacturer

Thank you for buying our product. Their reliability has been confirmed in many tests. Reliability of towbar depends also on correct assembly and right operation. For this reasons we kindly ask to read carefully this instruction and apply to hints.

The towbar should be install in points described by a car producer.

The instruction of the assembly

1. Disassemble bumper.
2. From rear part of car remove chassis members plugs and thermal filler (not used any more).
3. To left chassis member slip element (pos. 3) and screw in car using bolts M10x35mm – pos. 9 (loosely).
4. To right chassis members slip main bar of towbar (pos. 1) and screw it using bolts M10x35mm (pos. 9), next fix elements (pos. 4 and 5) with towbar using bolts M10x35mm (pos. 9) and with car using bolts M8x30mm (pos. 10).
5. Tighten all bolts according to the torque shown in the table.
6. Assemble bumper after cut out his fragments according to figure no. 2.
7. Fix tow-ball (pos. 2) and socket plate (pos. 7) using bolts M12x75mm (pos. 8) from accessories.
8. Connect electric wires of 7-poles socket according to the instruction of the car. (Recommend to make at authorized service station)
9. Complete paint layer damaged during installation.

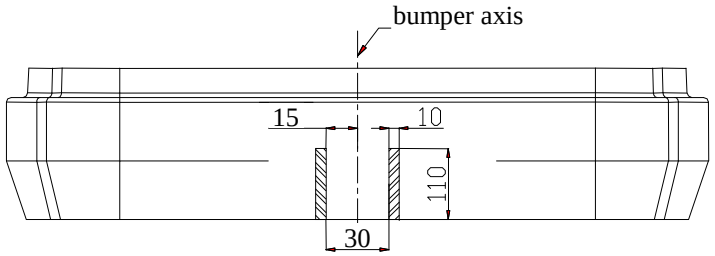

Fig. 2

Torque settings for nuts and bolts (8,8):	
M 8 - 25 Nm	**M 10 -** 55 Nm
M 12 - 85 Nm	**M 14 -** 135 Nm

NOTE

After install the towbar you should get adequate note in registration book (at authorised service station).The car should be equipped with:

- Indicators
- Tow mirrors

After 1000km check all bolts and nuts. The ball of towbar must be always kept clear and conserve with a grease.

Towbar accessories:

Pos. 1 — Name: Main bar — Quantity: 1 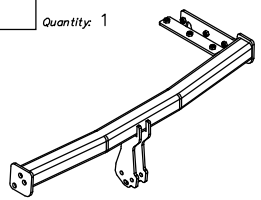	Pos. 6 — Name: Ball cover — Quantity: 1 	Pos. 12 — Name: Nut 8 B — Quantity: 1 — Dim. : M10 
	Pos. 7 — Name: Socket plate — Quantity: 1 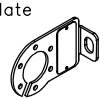	Pos. 13 — Name: Plain washer — Quantity: 2 — Dim. : ø 13 mm 
Pos. 2 — Name: Tow ball — Quantity: 1 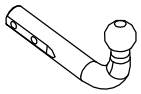	Pos. 8 — Name: Bolt 8,8 B — Quantity: 2 — Dim. : M12x75mm 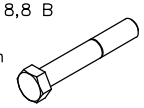	Pos. 14 — Name: Plain washer — Quantity: 17 — Dim. : ø 10,5 mm 
Pos. 3 — Name: Left bracket — Quantity: 1 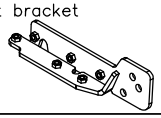	Pos. 9 — Name: Bolt 8,8 B — Quantity: 16 — Dim. : M10x35mm 	Pos. 15 — Name: Plain washer — Quantity: 2 — Dim. : ø 8,5 mm 
Pos. 4 — Name: Right handle — Quantity: 1 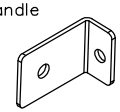	Pos. 10 — Name: Bolt 8,8 B — Quantity: 2 — Dim. : M8x30mm 	Pos. 16 — Name: Spring washer — Quantity: 2 — Dim. : ø 12,2 mm 
Pos. 5 — Name: Left handle — Quantity: 1 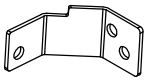	Pos. 11 — Name: Nut 8 B — Quantity: 2 — Dim. : M12 	Pos. 17 — Name: Spring washer — Quantity: 16 — Dim. : ø 10,2 mm 
		Pos. 18 — Name: Spring washer — Quantity: 2 — Dim. : ø 8,2 mm 

PPUH AUTO-HAK S.J.

Produkcja Haków Holowniczych
Henryk & Zbigniew Nejman
76-200 SŁUPSK ul. Słoneczna 16K
tel/fax (059) 8-414-414; 8-414-413
E-mail: office@autohak.com.pl
www. autohak.com.pl

Towing hitch (without electrical set)

Class: **A50-X** Cat. no. **V59**
Designed for:
Manufacturer: **NISSAN**
Model: **X-TRAIL**
produced since 09.2001 till 05.2007

Technical data:
D-value: **11,2 kN**
maximum trailer weight: **2300 kg**
maximum vertical cup load: **100 kg**

Approval number according to Directive 94/20/EC: e20*94/20*0197*00

Foreword

This towbar is designed according to rules of safety traffic regulations. The towing hitch is a safety component and must be installed only by qualified personnel. Any alteration or conversion to the towinh hitch is prohibited and would lead to cancellation of design certification. Remove insulating compound and underseal from vehicle (if present) in the area of the matting surfaces of the towing hitch.
The vehicle manufacturer's specifications regarding trailer load and max. vertical cup load are decisive for driving, and values for the towing hitch cannot be exceeded.
D-value formula:

$$\frac{\text{Max trailer weight [kg]} \times \text{Max vehicle weight [kg]}}{\text{Max trailer weight [kg]} + \text{Max vehicle weight [kg]}} \times \frac{9{,}81}{1000} = D\ [\text{kN}]$$