FITTING INSTRCUTION

Clamp mark in acc. with		Cables joining
ISO	PN	
1	L	Left directional lights
2	+	Rear fog lights
3	31	Ground
4	R	Right directional lights
5	58R	Right side parking lights
6	54	Stoplights
7	58L	Left side parking lights

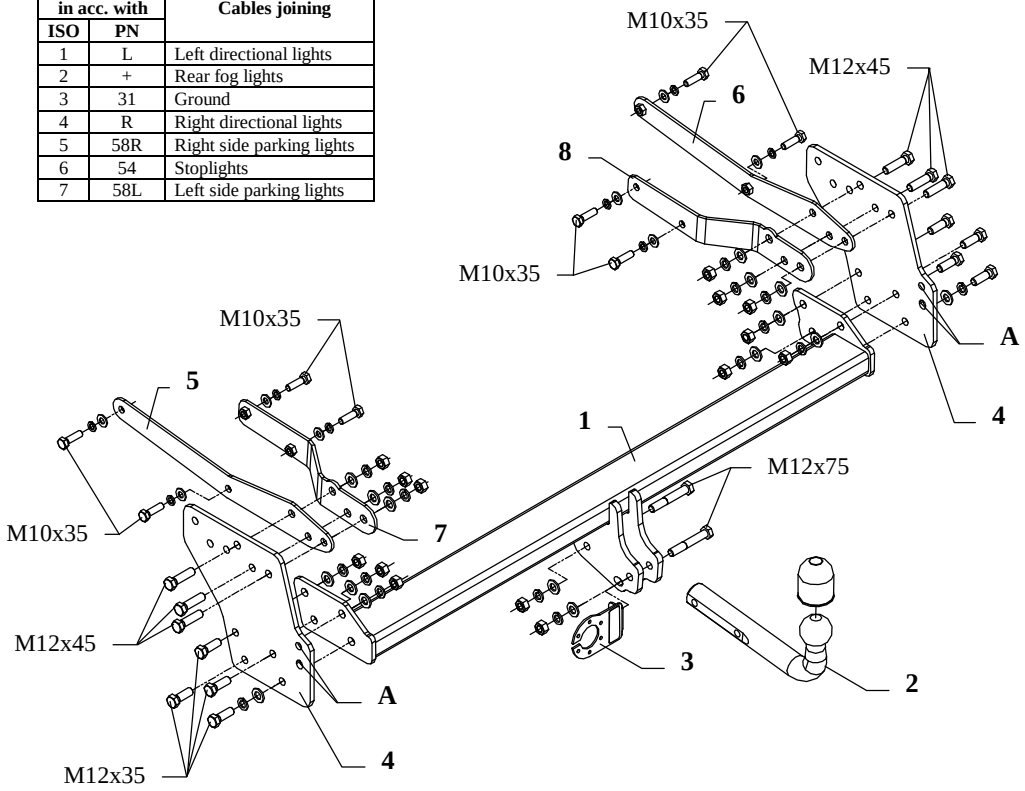

This towing hitch is designed to assembly in following cars: **NISSAN PICK UP, tube bumper (4WD Diesel), double cabin 240/270,** produced since 2002, catalogue no. **V51** and is prepared to tow trailers max total weight **2800 kg** and max vertical load **115 kg**.

From manufacturer

Thank you for buying our product. Their reliability has been confirmed in many tests. Reliability of towing hitch depends also on correct assembly and right operation. For this reasons we kindly ask to read carefully this instruction and apply to hints.

The towing hitch should be install in points described by a car producer.

The instruction of the assembly

1. Disassemble the tube bumper together with handles, which will not be used any more.
2. Fix loosely brackets (pos. 4, 5, 6, 7 and 8) instead of handles through the frame holes using bolts M12x45mm (pos. 10) and M10x35mm (pos. 12) - see the sketch.
3. Slide the main bar of the towing hitch (pos. 1) between the brackets (pos. 4) and fix it loosely using bolts M12x35mm (pos. 11).
4. Fix the bumper with the brackets (pos. 4) through the holes (pos. A) using original bolts.
5. Position the tow-ball (pos. 2) with socket plate (pos. 3) and fix it with bolts M12x75mm (pos. 9) from the towing hitch accessories.
6. Tighten all nuts and bolts according to the torque shown in the table.
7. Connect electric wires of 7-poles socket according to the instruction of the car. (Recommend to make at authorized service station).
8. Complete the paint cover of towing hitch (during the mounting paint cover could be destroyed).

Torque settings for nuts and bolts (8,8):	
M 8 - 25 Nm	**M 10 -** 55 Nm
M 12 - 85 Nm	**M 14 -** 135 Nm

NOTE

After install the towing hitch you should get adequate note in registration book (at authorised service station).The car should be equipped with:

- Indicators
- Tow mirrors

After 1000km check all bolts and nuts. The ball of towing hitch must be always kept clear and conserve with a grease.

Towing hitch accessories:

Pos. 1 Name: Main bar Quantity: 1 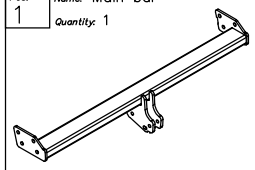	Pos. 5 Name: Left bracket Quantity: 1 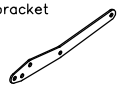	Pos. 10 Name: Bolt 8,8 B Quantity: 6 Dim. : M12x45mm 	Pos. 15 Name: Plain washer Quantity: 8 Dim. : ø 10,5 mm 
	Pos. 6 Name: Right bracket Quantity: 1 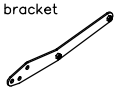	Pos. 11 Name: Bolt 8,8 B Quantity: 8 Dim. : M12x35mm 	Pos. 16 Name: Spring washer Quantity: 16 Dim. : ø 12,2 mm 
Pos. 2 Name: Tow ball Quantity: 1 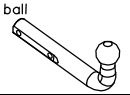	Pos. 7 Name: Left bracket (bent) Quantity: 1 	Pos. 12 Name: Bolt 8,8 B Quantity: 8 Dim. : M10x35mm 	Pos. 17 Name: Spring washer Quantity: 8 Dim. : ø 10,2 mm 
Pos. 3 Name: Socket plate Quantity: 1 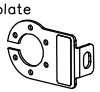	Pos. 8 Name: Right bracket (bent) Quantity: 1 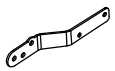	Pos. 13 Name: Nut 8 B Quantity: 14 Dim. : M12 	Pos. 18 Name: Ball cover Quantity: 1 
Pos. 4 Name: Side bracket Quantity: 2 	Pos. 9 Name: Bolt 8,8 B Quantity: 2 Dim. : M12x75mm 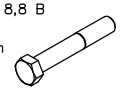	Pos. 14 Name: Plain washer Quantity: 16 Dim. : ø 13 mm 	

PPUH AUTO-HAK S.J.

Produkcja Zaczepów Kulowych
Henryk & Zbigniew Nejman
76-200 SŁUPSK ul. Słoneczna 16K
tel/fax (059) 8-414-414; 8-414-413
E-mail: office@autohak.com.pl
www. autohak.com.pl

Towing hitch (without electrical set)

Class: **A50-X** Cat. no. **V51**
Designed for:
Manufacturer: **NISSAN**
Model: **PICK UP**
Type: **tube bumper (4 WD, Diesel)**
double cabin 240/270
produced since 2002

Technical data:
D-value: **13,87 kN**
maximum trailer weight: **2800 kg**
maximum vertical cup load: **115 kg**

Approval number according to Directive 94/20/EC: e20*94/20*0566*00

Foreword

This towing hitch is designed according to rules of safety traffic regulations. The towing hitch is a safety component and can be install only by qualified personnel. Any alteration or conversion of the towing hitch is prohibited and would lead to cancellation of design certification. Remove insulating compound and underseal from vehicle (if present) in the area of the matting surfaces of the towing hitch.
The vehicle manufacturer's specifications regarding trailer load and max. vertical cup load are decisive for driving whereat values for the towing hitch cannot be exceeded.
D-value formula:

$$\frac{\text{Max trailer weight [kg]} \times \text{Max vehicle weight [kg]}}{\text{Max trailer weight [kg]} + \text{Max vehicle weight [kg]}} \times \frac{9{,}81}{1000} = D\ [\text{kN}]$$