FITTING INSTRUCTION

Clamp mark in acc. with		Cables joining
ISO	PN	
1	L	Left directional lights
2	+	Rear fog lights
3	31	Ground
4	R	Right directional lights
5	58R	Right side parking lights
6	54	Stoplights
7	58L	Left side parking lights

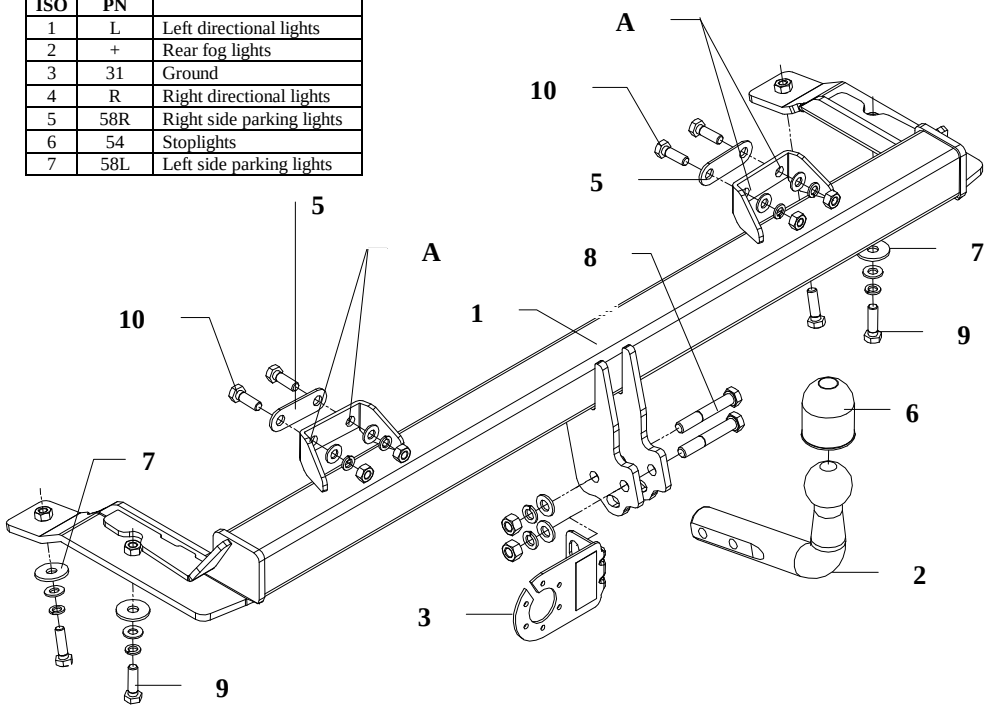

This towbar is designed to assembly in following car:
SEAT TOLEDO I 5 doors, produced since 1991 till 10.1995, catalogue no. **SC04** and is prepared to tow trailers max total weight **1430 kg** and max vertical load **80 kg**.

From manufacturer

Thank you for buying our product. Their reliability has been confirmed in many tests. Reliability of towbar depends also on correct assembly and right exploit. For this reasons we kindly ask to read carefully this instruction and apply to hints.

The towbar should be install in points described by a car producer.

Fitting instructions

1. Disassemble the bumper.
2. Disassemble bumper handles (not used any more).
3. In places of unscrewed original handles fix handles from towbar equipment (see table, pos. 4).
4. In bumper, in factory marked place (bottom), cut out his fragment 90x130mm.
5. Put towbar into chassis members, next through original holes underneath the car fix it by bolts M10x35mm (pos. 9), use plain washer ø35xø12x4mm (pos. 7).
6. Through holes (pos. A) drill holes using bit ø10,5mm and next fix using bolts M10x30mm (pos. 10), use plain washers with two holes (pos. 5).
7. Reinstall the bumper.
8. Tighten all bolts according to the torque shown in the table.
9. Fix tow-ball (pos. 2) and socket plate (pos. 3) using bolts M12x75mm (pos. 8) from accessories.
10. Connect electric wires of 7-poles socket according to the instruction of the car. (Recommend to make at authorized service station)
11. Complete paint layer damaged during installation.

Torque settings for nuts and bolts (8,8):

M 8	25 Nm	**M 10**	55 Nm
M 12	85 Nm	**M 14**	135 Nm

NOTE

After install the towbar you should get adequate note in registration book (at authorised service station).The car should be equipped with:

- Indicators
- Tow mirrors

After 1000km check all bolts and nuts. The ball of towbar must be always kept clear and conserve with a grease.

Towbar accessories:

Pos. 1 — Name: Main bar — Quantity: 1 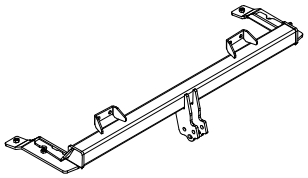	Pos. 6 — Name: Ball cover — Quantity: 1 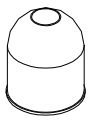	Pos. 12 — Name: Nut 8 B — Quantity: 4 — Dim. : M10 
	Pos. 7 — Name: Washer — Quantity: 4 — Dim. : ø35xø12x4 mm 	Pos. 13 — Name: Plain washer — Quantity: 2 — Dim. : ø13 mm 
Pos. 2 — Name: Tow ball — Quantity: 1 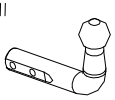	Pos. 8 — Name: Bolt 8,8 B — Quantity: 2 — Dim. : M12x75mm 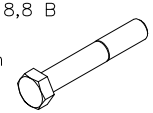	Pos. 14 — Name: Plain washer — Quantity: 8 — Dim. : ø10,5 mm 
Pos. 3 — Name: Socket plate — Quantity: 1 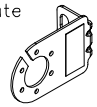	Pos. 9 — Name: Bolt 8,8 B — Quantity: 4 — Dim. : M10x35 mm 	Pos. 15 — Name: Spring washer — Quantity: 2 — Dim. : ø12,2 mm 
Pos. 4 — Name: Handle — Quantity: 2 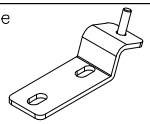	Pos. 10 — Name: Bolt 8,8 B — Quantity: 4 — Dim. : M10x30 mm 	Pos. 16 — Name: Spring washer — Quantity: 8 — Dim. : ø10,2 mm 
Pos. 5 — Name: Plain fish–plate — Quantity: 2 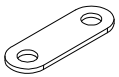	Pos. 11 — Name: Nut 8 B — Quantity: 2 — Dim. : M12 	

PPUH AUTO-HAK S.J.

Produkcja Haków Holowniczych
Henryk & Zbigniew Nejman
76-200 SŁUPSK ul. Słoneczna 16K
tel/fax (059) 8-414-414; 8-414-413
E-mail: office@autohak.com.pl
www. autohak.com.pl

Towing hitch (without electrical set)

Class: **A50-X** Cat. no. **SC04**
Designed for:
Manufacturer: **SEAT**
Model: **TOLEDO I**
Type: **5 doors**
produced since 1991 till 10.1995

Technical data:
D-value: **7,39 kN**
maximum trailer weight: **1430 kg**
maximum vertical cup load: **80 kg**

Approval number acc. to regulations EKG/ONZ 55.01: E20-55R-01 1341

Foreword

This towbar is designed according to rules of safety traffic regulations. The towing hitch is a safety component and must be installed only by qualified personnel. Any alteration or conversion to the towinh hitch is prohibited and would lead to cancellation of design certification. Remove insulating compound and underseal from vehicle (if present) in the area of the matting surfaces of the towing hitch.
The vehicle manufacturer's specifications regarding trailer load and max. vertical cup load are decisive for driving, and values for the towing hitch cannot be exceeded.
D-value formula:

$$\frac{\text{Max trailer weight [kg]} \times \text{Max vehicle weight [kg]}}{\text{Max trailer weight [kg]} + \text{Max vehicle weight [kg]}} \times \frac{9{,}81}{1000} = D\ [\text{kN}]$$