FITTING INSTRUCTION

Clamp mark in acc. with		Cables joining
ISO	PN	
1	L	Left directional lights
2	+	Rear fog lights
3	31	Ground
4	R	Right directional lights
5	58R	Right side parking lights
6	54	Stoplights
7	58L	Left side parking lights

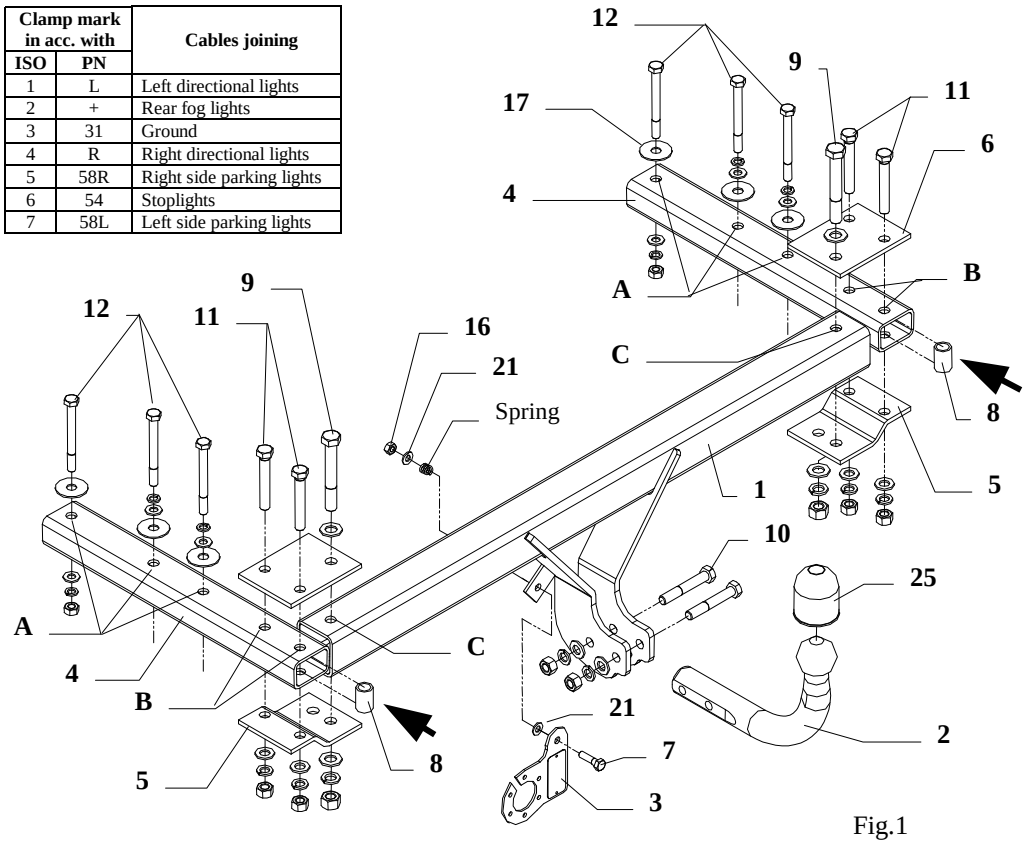

Fig.1

This towbar is designed to assembly in following cars: **VW PASSAT Sedan Syncro 4x4** produced since 10.1996 till 09.2000, **VW PASSAT Sedan 4-Motion 4x4** produced since 10.2000 till 12.2004, **VW PASSAT Estate Syncro 4x4** produced since 05.1997 till 09.2000, **VW PASSAT Estate 4-Motion 4x4** produced since 10.2000 till 12.2004, catalogue no. **K43** and is prepared to tow trailers max total weight **2200 kg** and max vertical load **85 kg**.

From manufacturer

Thank you for buying our product. Their reliability has been confirmed in many tests. Reliability of towbar depends also on correct assembly and right operation. For this reasons we kindly ask to read carefully this instruction and apply to hints.

The towbar should be install in points described by a car producer.

The instruction of the assembly

1. Disassemble bumper and metal reinforcement (not used any more).
2. To chassis members slip elements (pos. 4) in this way, so holes (pos. A) agree with holes in a car and fix using bolts M10x100mm – pos. 12 (loosely) – see figure.
3. To elements (pos. 4) through holes (pos. B) fix elements pos. 5 and 6 and sleeve (pos. 8) using bolts M12x80mm – pos. 11 (loosely).
4. To in this way prepared elements fix the main bar of towbar (pos. 1) and screw through holes (pos. C) with bolts M14x100mm (pos. 9).
5. Tighten all bolts according to the torque shown in the table.
6. Assemble the bumper after cut out his fragment in lower part.
7. Fix tow-ball (pos. 2) using bolts M12x75mm (pos. 10) from accessories.
8. Fix the socket plate (pos. 3) as shown on the drawing.
9. Connect electric wires of 7-poles socket according to the instruction of the car. (Recommend to make at authorized service station).
10. Complete the paint coating damaged during installation.

Torque settings for nuts and bolts (8,8):

M 8	25 Nm	**M 10**	55 Nm
M 12	85 Nm	**M 14**	135 Nm

NOTE

After install the towbar you should get adequate note in registration book (at authorised service station).The car should be equipped with:

- Indicators
- Tow mirrors

After 1000km of exploitation check all bolts and nuts. The ball of towbar must be always kept clear and conserve with a grease.

Towbar accessories:

Pos. 1 Name: Main bar Quantity: 1 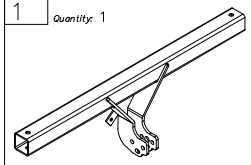	Pos. 6 Name: Upper fish–plate Quantity: 2 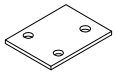	Pos. 12 Name: Bolt 8,8 B Quantity: 6 Dim.: M10x100mm 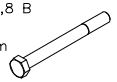	Pos. 19 Name: Plain washer Quantity: 6 Dim.: ø13 mm 
	Pos. 7 Name: Śruba 8,8 B Quantity: 1 Dim.: M8x30mm 	Pos. 13 Name: Nut 8 B Quantity: 2 Dim.: M14 	Pos. 20 Name: Plain washer Quantity: 6 Dim.: ø10,5 mm 
Pos. 2 Name: Tow–ball Quantity: 1 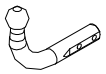	Pos. 8 Name: Tuleja dystansowa Quantity: 2 	Pos. 14 Name: Nut 8 B Quantity: 6 Dim.: M12 	Pos. 21 Name: Plain washer Quantity: 2 Dim.: ø8,3 mm 
Pos. 3 Name: Socket plate Quantity: 1 	Pos. 9 Name: Bolt 8,8 B Quantity: 2 Dim.: M14x100mm 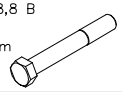	Pos. 15 Name: Nut 8 B Quantity: 2 Dim.: M10 	Pos. 22 Name: Spring washer Quantity: 2 Dim.: ø14,2 mm 
Pos. 4 Name: Side bracket Quantity: 2 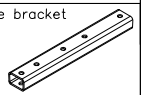	Pos. 10 Name: Bolt 8,8 B Quantity: 2 Dim.: M12x75mm 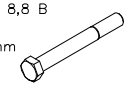	Pos. 16 Name: Nut 8 B Quantity: 1 Dim.: M8 	Pos. 23 Name: Spring washer. Quantity: 6 Dim.: ø12,2 mm 
Pos. 5 Name: Lower fish–plate Quantity: 2 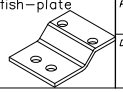	Pos. 11 Name: Bolt 8,8 B Quantity: 4 Dim.: M12x80mm 	Pos. 17 Name: Washer Quantity: 6 Dim.: ø40xø12x2mm 	Pos. 24 Name: Spring washer Quantity: 6 Dim.: ø10,2 mm 
		Pos. 18 Name: Plain washer Quantity: 4 Dim.: ø15 mm 	Pos. 25 Name: Osłona kuli Quantity: 1 

PPUH AUTO-HAK S. J.

Produkcja Zaczepów Kulowych
Henryk & Zbigniew Nejman
76-200 SŁUPSK ul. Słoneczna 16K
tel/fax (059) 8-414-414; 8-414-413
E-mail: office@autohak.com.pl
www.autohak.com.pl

Towing hitch (without electrical set)

Class: **A50-X** Cat. no. **K43**

Designed for:

VW PASSAT Sedan Syncro 4x4
– produced since 10.1996 till 09.2000
VW PASSAT Sedan 4-Motion 4x4
– produced since 10.2000 till 12.2004
VW PASSAT Estate Syncro 4x4
– produced since 05.1997 till 09.2000
VW PASSAT Estate 4-Motion 4x4
– produced since 10.2000 till 12.2004

Technical data:
D-value: **11,3 kN**
maximum trailer weight: **2200 kg**
maximum vertical cup load: **85 kg**

Approval number acc. to regulations EKG/ONZ 55.01: E20-55R-01 1197

Foreword

This towbar is designed according to rules of safety traffic regulations. The towing hitch is a safety component and can be install only by qualified personnel. Any alteration or conversion of the towing hitch is prohibited and would lead to cancellation of design certification. Remove insulating compound and underseal from vehicle (if present) in the area of the matting surfaces of the towing hitch.
The vehicle manufacturer's specifications regarding trailer load and max. vertical cup load are decisive for driving, and values for the towing hitch cannot be exceeded.
D-value formula:

$$\frac{\text{Max trailer weight [kg]} \times \text{Max vehicle weight [kg]}}{\text{Max trailer weight [kg]} + \text{Max vehicle weight [kg]}} \times \frac{9{,}81}{1000} = D\ [\text{kN}]$$