FITTING INSTRUCTION

Clamp mark in acc. with		Cables joining
ISO	PN	
1	L	Left directional lights
2	+	Rear fog lights
3	31	Ground
4	R	Right directional lights
5	58R	Right side parking lights
6	54	Stoplights
7	58L	Left side parking lights

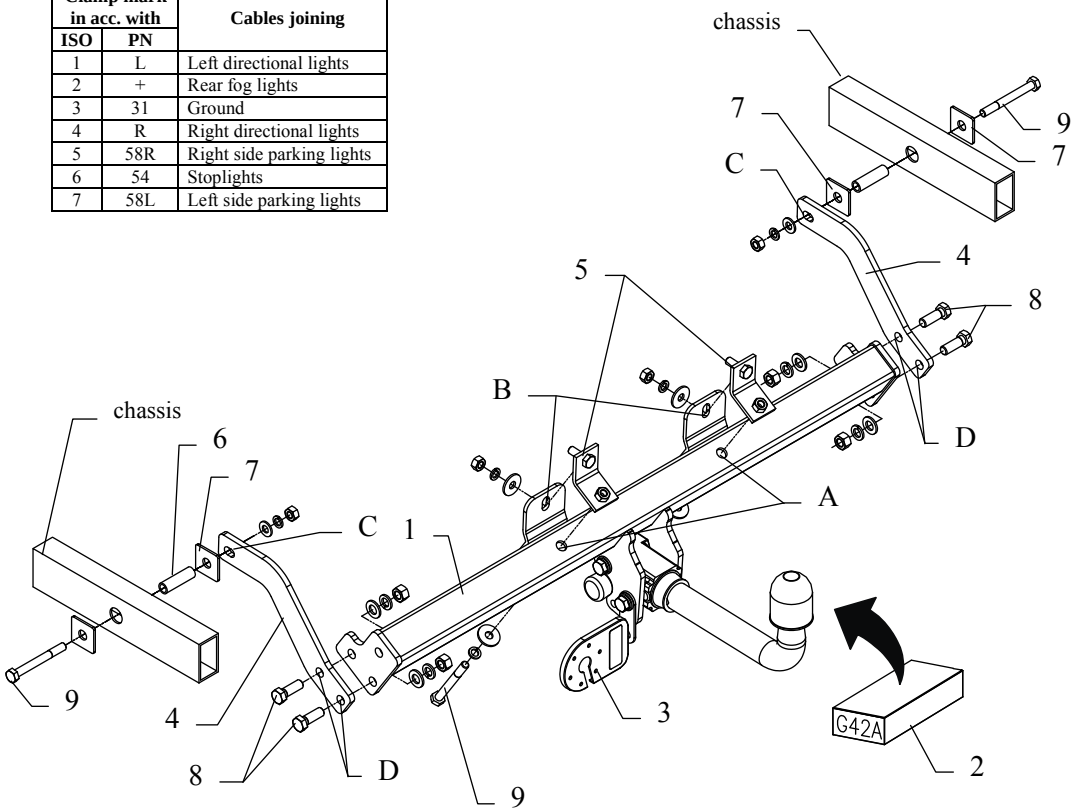

This towbar is designed to assembly in following car: **RENAULT KANGOO 4WD**, produced since 2003, catalogue no. **G42A** and is prepared to tow trailers max total weight **1350 kg** and max vertical load **75 k**g.

From manufacturer

Thank you for buying our product. Their reliability has been confirmed in many tests. Reliability of towbar depends also on correct assembly and right operation. For this reasons we kindly ask to read carefully this instruction and apply to hints.

The towbar should be install in points described by a car producer.

The instruction of the assembly

1. Take out the spare wheel.
2. Put the fish-plate (pos. 5) through the fabric holes.
3. At the bottom of the car position the main bar of the towbar (pos. 1) to the rear panel, then fix it with M10x90mm (pos. 10) through the holes (pos. A) and nuts M10 together with the supports through the holes (pos. B).
4. Put the sleeves (pos. 6) to the right and left chassis member (see the sketch).
5. Position the side brackets (pos. 4) and fix them through the holes (pos. C) and the sleeves with M10x90mm (pos. 10) from the towbar accessories.
6. Fix the brackets to the main bar of the towbar through the holes (pos. D) using bolts M12x35mm (pos. 9).
7. Place tow-ball (pos. 2) according to supplied instruction and the socket plate (pos. 3)
8. Tighten all nuts and bolts according to the torque shown in the table.
9. Connect the electric wires according to the instructions of the car.
10. Complete the paint cover of towbar (during the mounting paint cover could be destroyed).

Torque settings for nuts and bolts (8,8):		
M6 - 11 Nm	M8 - 25 Nm	M10 - 50 Nm
M12 - 87 Nm	M14 - 138 Nm	M16 - 210 Nm

NOTE

After install the towbar you should get adequate note in registration book (at authorised service station).The car should be equipped with:

- Indicators
- Tow mirrors

After 1000km of exploitation check all bolts and nuts. The ball of towbar must be always kept clear and conserve with a grease.

Towbar accessories:

Pos. 1 Main bar PCS.: 1 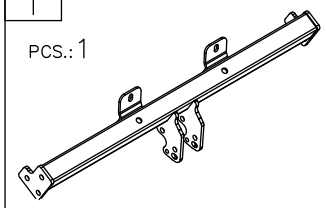	Pos. 5 Fish–plate PCS.: 2 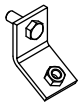	Pos. 11 Nut 8 B M10 PCS.: 4 
	Pos. 6 Distance sleeve ø21,3x2,65mm L=51mm PCS.: 2 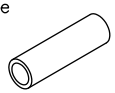	Pos. 12 Plain washer ø13mm PCS.: 4 
Pos. 2 Tow ball (mounting set) PCS.:1 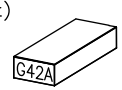	Pos. 7 Square washer 40x40.5x3mm PCS.: 4 	Pos. 13 Plain washer ø10.5mm PCS.: 4 
Pos. 3 Socket plate PCS.: 1 	Pos. 8 Bolt 8,8 B M12x35mm PCS.: 4 	Pos. 14 Plain washer ø30xø10.5x2.5mm PCS.: 4 
Pos. 4 Side bracket PCS.: 2 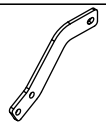	Pos. 9 Bolt 8,8 B M10x90mm PCS.: 4 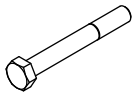	Pos. 15 Spring washer ø12.2mm PCS.: 4 
	Pos. 10 Nut 8 B M12 PCS.: 4 	Pos. 16 Spring washer ø10.2mm PCS.: 6 

PPUH AUTO-HAK Sp. J.

Produkcja Zaczepów Kulowych
Henryk & Zbigniew Nejman
76-200 SŁUPSK ul. Słoneczna 16K
tel/fax (059) 8-414-414; 8-414-413
E-mail: office@autohak.com.pl
www.autohak.com.pl

Towing hitch (without electrical set)

Class: **A50-X** Cat. no. **G42A**
Designed for:
Manufacturer: **RENAULT**
Model: **KANGOO**
Type: **4WD**
produced since 2003

Technical data:
D-value: **7,7 kN**
maximum trailer weight: **1350 kg**
maximum vertical cup load: **75 kg**

Approval number according to Directive 94/20/EC: e20*94/20*1052*00

Foreword

This towbar is designed according to rules of safety traffic regulations. The towing hitch is a safety component and can be install only by qualified personnel. Any alteration or conversion of the towing hitch is prohibited and would lead to cancellation of design certification. Remove insulating compound and underseal from vehicle (if present) in the area of the matting surfaces of the towing hitch.
The vehicle manufacturer's specifications regarding trailer load and max. vertical cup load are decisive for driving, and values for the towing hitch cannot be exceeded.
D-value formula:

$$\frac{\text{Max trailer weight [kg]} \times \text{Max vehicle weight [kg]}}{\text{Max trailer weight [kg]} + \text{Max vehicle weight [kg]}} \times \frac{9{,}81}{1000} = D\ [\text{kN}]$$