FITTING INSTRUCTION

Clamp mark in acc. with		Cables joining
ISO	PN	
1	L	Left directional lights
2	+	Rear fog lights
3	31	Ground
4	R	Right directional lights
5	58R	Right side parking lights
6	54	Stoplights
7	58L	Left side parking lights

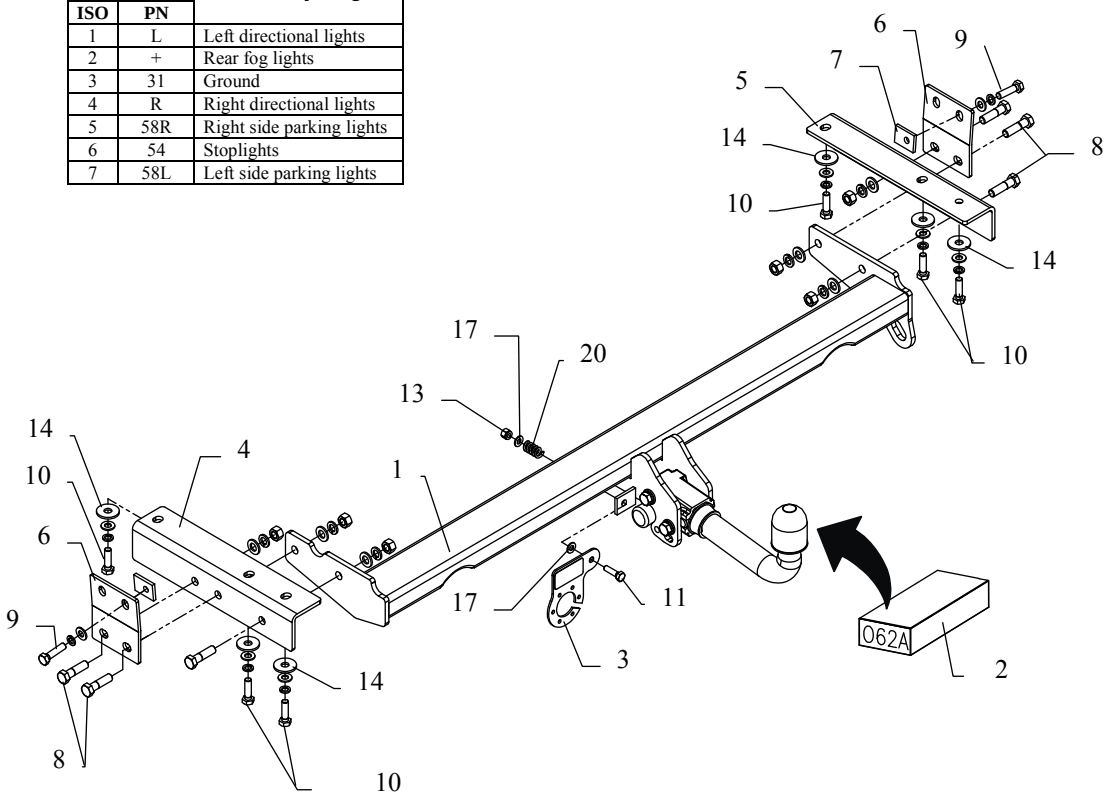

This towbar is designed to assembly in following cars: **TOYOTA LEXUS RX300** produced since 2000 till 2002, catalogue number **O62A** and is prepared to tow trailers max total weight **2200 kg** and max vertical load **75 kg.**

From manufacturer

Thank you for buying our product. Their reliability has been confirmed in many tests. Reliability of towbar depends also on correct assembly and correct exploitation. For this reasons we kindly ask to read carefully this instruction and apply to hints.

The towbar should be install in points described by a car producer.

The instruction of the assembly

1. Disassemble a original towing eye (not used any more).
2. Remove plugs from threaded holes in chassis members.
3. Underneath the bumper cut fragment according to figure below.

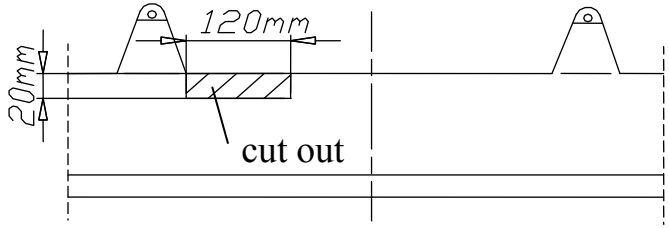

4. To chassis members fix loosely elements pos. 4 and 5 using bolts M10x1,25x35mm (pos. 10) and elements (pos. 6 and 7) using bolts M10x1,25x40mm (pos. 9), see figure.
5. Between installed elements 4 and 5 put main bar of the towbar (pos. 1) and fix it using bolts M12x45mm (pos. 8)
6. Fix body of the automat and place tow-ball according to supplied instruction. Note! Remember to place socket plate (pos. 3) as shown on the drawing 1.
7. Fix the socket plate (pos. 3) as shown on the drawing.
8. Connect electric wires according to the instruction of the car. (Recommend to make at authorized service station)
9. Complete the paint coating damaged during installation.

Torque settings for nuts and bolts (8,8):

M6 - 11 Nm	**M8** - 25 Nm	**M10** - 50 Nm
M12 - 87 Nm	**M14** - 138 Nm	**M16** - 210 Nm

NOTE

After install the towbar you should get adequate note in registration book (at authorised service station).The car should be equipped with:

- Indicators
- Tow mirrors

After 1000km of exploitation check all bolts and nuts. The ball of towbar must be always kept clear and conserve with a grease.

Towbar accessories:

Pos. 1 Main bar PCS: 1 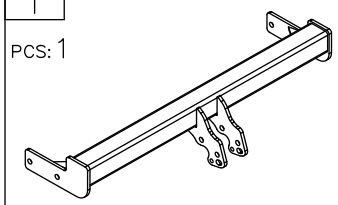	Pos. 7 Rectangular washer PCS: 2 	Pos. 14 Plain washer ø37xø13x3mm PCS: 6 
	Pos. 8 Bolt 8,8 B M12x45mm PCS: 6 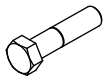	Pos. 15 Plain washer ø13mm PCS: 6 
Pos. 2 Tow ball (mounting set) PCS: 1 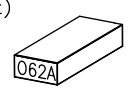	Pos. 9 Bolt 8,8 B M10x40mm PCS: 2 	Pos. 13 Plain washer ø10,5mm PCS: 8 
Pos. 3 Socket plate PCS: 1 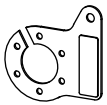	Pos. 10 Bolt 8,8 B M10x35mm PCS: 6 	Pos. 13 Plain washer ø 8,5 mm PCS: 8 
Pos. 4 Left bracket PCS: 1 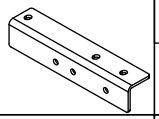	Pos. 11 Bolt 8,8 B M8x45mm PCS: 1 	Pos. 14 Spring washer ø12,2mm PCS: 4 
Pos. 5 Right bracket PCS: 1 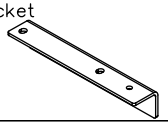	Pos. 12 Nut 8 B M12 PCS: 6 	Pos. 15 Spring washer ø10,2mm PCS: 4 
Pos. 6 Flat bar PCS: 2 	Pos. 13 Nut 8 B M8 PCS: 1 	Pos. 16 Spring PCS: 1 

PPUH AUTO-HAK Sp.J.

Produkcja Zaczepów Kulowych
Henryk & Zbigniew Nejman
76-200 SŁUPSK ul. Słoneczna 16K
tel/fax (059) 8-414-414; 8-414-413
E-mail: office@autohak.com.pl
www. autohak.com.pl

Towing hitch (without electrical set)

Class: **A50-X** Cat. no. **O62A**
Designed for:
Manufacturer: **TOYOTA**
Model: LEXUS
Type: RX300
produced since 2000 till 2002

Technical data:
D-value: **11,0 kN**
maximum trailer weight: **2200 kg**
maximum vertical cup load: **75 kg**

Approval number according to Directive 94/20/EC: e20*94/20*0027*00

Foreword

This towbar is designed according to rules of safety traffic regulations. The towing hitch is a safety component and can be install only by qualified personnel. Any alteration or conversion of the towing hitch is prohibited and would lead to cancellation of design certification. Remove insulating compound and underseal from vehicle (if present) in the area of the matting surfaces of the towing hitch.
The vehicle manufacturer's specifications regarding trailer load and max. vertical cup load are decisive for driving, and values for the towing hitch cannot be exceeded.
D-value formula:

$$\frac{\text{Max trailer weight [kg]} \times \text{Max vehicle weight [kg]}}{\text{Max trailer weight [kg]} + \text{Max vehicle weight [kg]}} \times \frac{9{,}81}{1000} = D\ [kN]$$